

Part (i): Description of State Accountability System

Texas Education Agency
2023 Federal Report Card

TON HILLS EL (227901103) - AUSTIN ISD - TRAVIS COUNTY

State ESSA Goals (Middle Schools)										
All Students	African American	Hispanic	White	American Indian	Asian	Pacific Islander	Two or More Races	Econ Disadv	Special Educ	EL (Current & Former)
Grade Level or Above)										
44%	32%	35%	59%	44%	74%	46%	56%	31%	19%	28%
44%	32%	35%	59%	44%	74%	46%	56%	31%	19%	28%
53%	43%	46%	66%	53%	78%	55%	63%	43%	33%	40%
62%	54%	57%	73%	62%	82%	64%	70%	55%	47%	52%
72%	66%	68%	80%	72%	87%	73%	78%	66%	60%	64%
47%	32%	39%	61%	47%	85%	52%	56%	35%	21%	36%
47%	32%	39%	61%	47%	85%	52%	56%	35%	21%	36%
56%	43%	49%	68%	56%	88%	60%	63%	46%	34%	47%
65%	54%	59%	75%	65%	91%	68%	70%	57%	47%	58%
74%	66%	70%	81%	74%	93%	76%	78%	68%	61%	68%
										44%
										44%
										46%
										48%
										50%

--	--	--	--	--	--	--	--	--	--	--

Texas Education Agency
2023 Federal Report Card
BARTON HILLS EL (227901103) - AUSTIN ISD - TRAVIS COUNTY


State ESSA Goals (Elementary Schools)										
	All Students	African American	Hispanic	White	American Indian	Asian	Pacific Islander	Two or More Races	Econ Disadv	Special Educ

.6 0.28 297 [0.5 j BT /102 07]0Tf 67.53 385.63 Td (CWOD)Tj OD



Texas Education Agency
2023 Federal Report Card
BARTON HILLS EL (227901103) - AUSTIN ISD - TRAVIS COUNTY

				African American	Hispanic	White	American Indian	Asian	Pacific												
	State	District	Campus																		



Texas Education Agency
2023 Federal Report Card
BARTON HILLS EL (227901103) - AUSTIN ISD - TRAVIS COUNTY

	State	District	Campus	African American	Hispanic	White	American Indian	Asian	Pacific Islander	Two or More Races	Econ Disadv	Non Econ Disadv	CWD	CWOD	EL	Male	Female	Migrant	Homeless		
--	-------	----------	--------	------------------	----------	-------	-----------------	-------	------------------	-------------------	-------------	-----------------	-----	------	----	------	--------	---------	----------	--	--



Texas Education Agency
 2023 Federal Report Card
 BARTON HILLS EL (227901103) - AUSTIN ISD - TRAVIS COUNTY



		State	District	Campus	African American	Hispanic	White	American Indian	Asian	Pacific Islander	Two or More Races	Econ Disadv	Non Econ Disadv	CWD	CWOD	EL	Male	Female	Migrant	Homeless	Foster Care	Military
Mathematics	All Students	18%	20%	42%	*	27%	49%	-	30%	-	44%	24%	45%									

Texas Education Agency
 2023 Federal Report Card
 BARTON HILLS EL (227901103) - AUSTIN ISD - TRAVIS COUNTY

	All Students	African American	Hispanic	White	American Indian	Asian	Pacific Islander	Two or More Races	Econ Disadv	CWD	EL
Male	83	*	94	79	-	*	-	*	85	Econ	



Texas Education Agency
 2023 Federal Report Card
 BARTON HILLS EL (227901103) - AUSTIN ISD - TRAVIS COUNTY

	All Students	African American	Hispanic	White	American Indian	Asian	Pacific Islander	Two or More Races	Econ Disadv	CWD	EL +
Long-Term Goals	75%	67%	72%	80%	74%	91%	76%	78%	70%	65%	73%
Target Met	Y		N	Y		N			N	N	



Texas Education Agency
2023 Federal Report Card
BARTON HILLS EL (227901103) - AUSTIN ISD - TRAVIS COUNTY

	Total students	African American	Hispanic	White	Indian or Alaska						
--	----------------	------------------	----------	-------	------------------	--	--	--	--	--	--



Texas Education Agency
 2023 Federal Report Card
 BARTON HILLS EL (227901103) - AUSTIN ISD - TRAVIS COUNTY

Incidents of threats of physical attack without a weapon	0
Incidents of possession of a firearm or explosive device	0
Allegations of Harassment or bullying	
On the basis of sex	0
On the basis of race	0
On the basis of disability	0
On the basis of sexual orientation 2023viiiRepo2023IIRepoT3 9.09 Tf 824d10 J1110.73 41200 0.000 Th rgsec4 0.1provides in3 6.04 0.1fromS0 0.2020-11 CRDC surveys, submitted by s.0C	

State Level: 2022 Percentages at NAEP Achievement Levels										
			% Below Basic		% At or Above Basic		% At or Above Proficient		% At Advanced	
Grade	Subject	Student Group	TX	US	TX	US	TX	US	TX	US
	Mathematics									

State Level: 2022 NAEP Participation Rates for Students with Disabilities and English Learners			
Grade	Subject	Student Group	Rate
Grade 4	Reading	Students with Disabilities	89%
		English Learners	95%
	Mathematics	Students with Disabilities	87%
		English Learners	95%
Grade 8	Reading	Students with Disabilities	89%
		English Learners	97%
	Mathematics	Students with Disabilities	93%
		English Learners	97%

Part (xiii): Cohort Rate of Graduates Enrolled in Postsecondary Education

This section provides information on the cohort rate at which students who graduated from high school in the 2020-21 school year enrolled in a Texas public postsecondary education institution in the 2021-22 academic year in (I) programs of public postsecondary education in Texas; (II) programs of private postsecondary education in Texas; and (III) programs of postsecondary education outside Texas. (CWD: children with disability; EL: English learner)

There is no data for this campus.

Part (xiv): Additional Information - Chronic Absenteeism

This section provides information on the Chronic Absenteeism per EDFacts definition: percent of unduplicated number of K - 12 students enrolled in a school for at least 10 days and absent for 10% or more days during the 2021-22 school year. (CWD: children with disability; EL: English learner)

	All Students	African American	Hispanic	White	American Indian	Asian	Pacific Islander	Two or More Races	Econ Disadv	CWD	EL
Chronic Absenteeism Rate	15%	25%	19%	13%	*	0%	-	14%	33%	26%	0%

26%