

For ZILKER EL (227901146) AUSTIN ISD

Grade 3 Reading

Campus % of Students Met Standard (Proficient) and Commended (Advanced)

Portions of the NCLB Report Card (Part I, Part II, etc. or prior year information) may not appear when data are not reported.

* Asian, Pacific Islander and Two or More Races are not available for indicators that use the former race/ethnicity definitions. See the Texas NCLB Glossary for details.

Student Achievement results are rounded to the nearest whole percent.

PA).
at

January 31, 2012

For ZILKER EL (227901146) AUSTIN ISD

Grade 3 Mathematics

	Campus % of Students Met Standard (Proficient and Commended (Advanced))	District % of Students Met Standard (Proficient and Commended (Advanced))	State % of
C4B9412 and 5E5B20.4 7.9.5 T E91172117			

Portions of the NCLB Report Card (Part I, Part II, etc. or prior year information) may not appear when data are not reported.

* Asian, Pacific Islander and Two or More Races are not available for indicators that use the former race/ethnicity definitions. See the Texas NCLB Glossary for details.

Student Achievement results are rounded to the nearest whole percent.

Special formats ('*', >99%, <1%, 'n/a') are used in order to comply with the Family Educational Rights and Privacy Act (FERPA).

Questions regarding Part I of the NCLB Report Card should be directed to the Division of Performance Reporting. Contact us at (512) 463-9704 or performance.reporting@tea.state.tx.us.

For ZILKER EL (227901146) AUSTIN ISD

Grade 3 Mathematics

--	--

Portions of the NCLB Report Card (Part I, Part II, etc. or prior year information) may not appear when data are not reported.

* Asian, Pacific Islander and Two or More Races are not available for indicators that use the former race/ethnicity definitions. See the Texas NCLB Glossary for details.

Student Achievement results are rounded to the nearest whole percent.

Special formats ('*', >99%, <1%, 'n/a') are used in order to comply with the Family Educational Rights and Privacy Act (FERPA).


Questions regarding Part I of the NCLB Report Card should be directed to the Division of Performance Reporting. Contact us at (512) 463-9704 or performance.reporting@tea.state.tx.us.

* Asian, Pacific Islander and Two or More Races are not available for indicators that use the former race/ethnicity definitions. See the Texas NCLB Glossary for details.

Student Achievement results are rounded to the nearest whole percent.

Special formats ('*', >99%, <1%, 'n/a') are used in order to comply with the Family Educational Rights and Privacy Act (FERPA).

Questions regarding Part I of the NCLB Report Card should be directed to the Division of Performance Reporting. Contact us at (512) 463-9704 or performance.reporting@tea.state.tx.us.




January 31, 2012

For ZILKER EL (227901146) AUSTIN ISD

Grade 4 Mathematics

	Campus % of Students
--	----------------------



January 31, 2012

For ZILKER EL (227901146) AUSTIN ISD

Grade 4 Mathematics

Campus % of	Campus % of
-------------	-------------

Portions of the NCLB Report Card (Part I, Part II, etc. or prior year information) may not appear when data are not reported.

* Asian, Pacific Islander and Two or More Races are not available for indicators that use the former race/ethnicity definitions. See the Texas NCLB Glossary for details.

Percent of of the NCLB Report Card d (Gao8908 r Proficiency the NCLB Report Card for6R578ded to tMetthe NCLB Report Card dI568 0 70 Student Achievement results are rounded to the nearest whole percent.

Special formats ('*', >99%, <1%, 'n/a') are used in order to comply with the Family Educational Rights and Privacy Act (FERPA).

Questions regarding Part I of the NCLB Report Card should be directed to the Division of Performance Reporting. Contact us at (512) 463-9704 or performance.reporting@tea.state.tx.us.

Part I - Campus Level: Student Performance for Each District and Campus Compared to the State, Percent of Students Tested, Student Achievement by Proficiency Level, 2009-10, 2010-11*

January 31, 2012

For ZILKER EL (227901146) AUSTIN ISD

Grade 5 Reading

	Campus % of Students Met Standard (Proficient) and Commended (Advanced)	District % of Students Met Standard (Proficient) and Commended (Advanced)	State % of Students Met Standard (Proficient) and Commended (Advanced)	% Tested (In Campus)	Percent of Students in Campus at Each Achievement Level		
					% Not Meeting Standard (Basic)	% Met Standard (Proficient)	% Commended (Advanced)

Student Group

Portions of the NCLB Report Card (Part I, Part II, etc. or prior year information) may not appear when data are not reported.

* Asian, Pacific Islander and Two or More Races are not available for indicators that use the former race/ethnicity definitions. See the Texas NCLB Glossary for details.

Student Achievement results are rounded to the nearest whole percent.

Special formats ('*', >99%, <1%, 'n/a') are used in order to comply with the Family Educational Rights and Privacy Act (FERPA).

Questions regarding Part I of the NCLB Report Card should be directed to the Division of Performance Reporting. Contact us at (512) 463-9704 or performance.reporting@tea.state.tx.us


Part I - Campus Level: Student Performance for Each District and Campus Compared to the State, Percent of Students Tested, Student Achievement by Proficiency Level, 2009-10, 2010-11*

January 31, 2012

For ZILKER EL (227901146) AUSTIN ISD

Grade 5 Reading

		Campus % of Students Met Standard (Proficient) and Commended (Advanced)	District % of Students Met Standard (Proficient) and Commended (Advanced)	State % of Students Met Standard (Proficient) and Commended (Advanced)	% Tested (In Campus)	Percent of Students in Campus at Each Achievement Level		
						% Not Meeting Standard (Basic)	% Met Standard (Proficient)	% Commended (Advanced)
Student Group	Year							
Two or More Races	2009-10	n/a	n/a	n/a	n/a	n/a	n/a	2010-11
	2010-11	*	97t					48



or prior year information) may not appear when data are not reported.

not available for indicators that use the former race/ethnicity definitions. See

whole percent.

er to comply with the Family Educational Rights and Privacy Act (FERPA).

should be directed to the Division of Performance Reporting. Contact us at
 IS.

January 31, 2012

For ZILKER EL (227901146) AUSTIN ISD

Grade 5 Mathematics

	Campus % of Students Met Standard (Proficient) and Commended (Advanced)	State % of Students Met Standard (Proficient) and Commended (Advanced)	% Tested (In Campus)	Percent of Students in Campus at Each Achievement Level		
				% Not Meeting Standard (Basic)	% Met Standard (Proficient)	% Commended (Advanced)

Student Group

Portions of the NCLB Report Card (Part I, Part II, etc. or prior year information) may not appear when data are not reported.

* Asian, Pacific Islander and Two or More Races are not available for indicators that use the former race/ethnicity definitions. See the Texas NCLB Glossary for details.

ounded to the nearest whole percent.

/a') are used in order to comply with the Family Educational Rights and Privacy Act (FERPA).

CLB Report Card should be directed to the Division of Performance Reporting. Contact us at reporting@tea.state.tx.us.

2011-12-01 10:56:01 AM

January 31, 2012

For ZILKER EL (227901146) AUSTIN ISD

Grade 5 Mathematics

	Campus % of Students Met Standard (Proficient) and Commended (Advanced)

Portions of the NCLB Report Card (Part I, Part II, etc. or prior year information) may not appear when data are not reported.

* Asian, Pacific Islander and Two or More Races are not available for indicators that use the former race/ethnicity definitions. See the Texas NCLB Glossary for details.

Student Achievement results are rounded to the nearest whole percent.

Special formats ('*', >99%, <1%, 'n/a') are used in order to comply with the Family Educational Rights and Privacy Act (FERPA).

Questions regarding Part I of the NCLB Report Card should be directed to the Division of Performance Reporting. Contact us at (512) 463-9704 or performance.reporting@tea.state.tx.us.

* Asian, Pacific Islander and Two or More Races are not available for indicators that use the former race/ethnicity definitions. See the Texas NCLB Glossary for details.

Student Achievement results are rounded to the nearest whole percent.

Special formats ('*', >99%, <1%, 'n/a') are used in order to comply with the Family Educational Rights and Privacy Act (FERPA).

Questions regarding Part I of the NCLB Report Card should be directed to the Division of Performance Reporting. Contact us at (512) 463-9704 or performance.reporting@tea.state.tx.us.

Part I - Campus Level: Student Performance for Each District and Campus Compared to the State, Percent of Students Tested, Student Achievement by Proficiency Level, 2009-10, 2010-11*

January 31, 2012

For ZILKER EL (227901146) AUSTIN ISD

Grade 5 Science

Student Group	Year	Campus % of Students Met Standard (Proficient) and Commended (Advanced)	District % of Students Met Standard (Proficient) and Commended (Advanced)	State % of Students Met Standard (Proficient) and Commended (Advanced)	% Tested (In Campus)	Percent of Students in Campus at Each Achievement Level		
						% Not Meeting Standard (Basic)	% Met Standard (Proficient)	% Commended (Advanced)
Two or More Races	2009-10	n/a	n/a	n/a	n/a	n/a	n/a	n/a
	2010-11	*	91	91	*	*		

Portions of the NCLB Report Card (Part I, Part II, etc. or prior year information) may not appear when data are not reported.

* Asian, Pacific Islander and Two or More Races are not available for indicators that use the former race/ethnicity definitions. See the Texas NCLB Glossary for details.

Student Achievement results are rounded to the nearest whole percent.

Special formats ('*' >99% <1% 'n/a') are used in order to comply with the Family Educational Rights and Privacy Act (FERPA).

us at

Part II a. - Campus Level: Comparison Between Student Achievement and the State Academic Expectations as Measured by Adequate Yearly Progress (AYP)*

January 31, 2012

For ZILKER EL (227901146) AUSTIN ISD

Reading/Language Arts						
Percent Tested	Percent Tested	Percent Tested	Percent Met Standard (Proficient) & Commended (Advanced)	Percent Met Standard (Proficient) & Commended (Advanced)	Percent Met Standard (Proficient) & Commended (Advanced)	
			'10 Target: 73%	'10 Target: 73%	'10 Target: 73%	
Target: 95%	Target: 95%	Target: 95%	'11 Target: 80%	'11 Target: 80%	'11 Target: 80%	
Campus	District	State	Campus	District	State	

Portions of the NCLB Report Card (Part I, Part II, etc. or prior year information) may not appear when data are not reported.

* Asian, Pacific Islander and Two or More Races are not available for indicators that use the former race/ethnicity definitions. See the Texas NCLB Glossary for details.

Student Achievement results are rounded to the nearest whole percent. Additional Academic Indicators (Graduation and Attendance Rate) are rounded to the nearest one-tenth of a percent (one decimal place).

Special formats ('*', >99%, <1%, 'n/a') are used in order to comply with the Family Educational Rights and Privacy Act (FERPA).

Questions regarding Part II a. of the NCLB Report Card should be directed to the Division of Performance Reporting. Contact us at (512) 463-9704 or performance.reporting@tea.state.tx.us.

Part II a. - Campus Level: Comparison Between Student Achievement and the State Academic Expectations as Measured by Adequate Yearly Progress (AYP)*

January 31, 2012

For ZILKER EL (227901146) AUSTIN ISD

		Reading/Language Arts					
		Percent Tested	Percent Tested	Percent Tested	Percent Met Standard (Proficient) & Commended (Advanced)	Percent Met Standard (Proficient) & Commended (Advanced)	Percent Met Standard (Proficient) & Commended (Advanced)
		Target: 95%	Target: 95%	Target: 95%	'10 Target: 73%	'10 Target: 73%	'10 Target: 73%
		Campus	District	State	Campus	District	State
Student Group	Year						
Hispanic	2009-10	>99%	99	99	90	78	85
	2010-11	>99%	99	99	92	80	85
White	2009-10	>99%	99	>99%	98	96	94
	2010-11	99	99	>99%	98	96	94
Two or More Races	2009-10	n/a	n/a	n/a	n/a	n/a	n/a
	2010-11	>99%	99	>99%	86	92	92
Female	2009-10	>99%	99	>99%	96	86	90
	2010-11	99	99	>99%	98	87	90
Male	2009-10	>99%	99	99	91	81	86
	2010-11	>99%	99	>99%	91	81	86
Special Education	2009-10	>99%	99	99	57	57	66
	2010-11	>99%	99	99	81	58	67

(Continued)

Portions of the NCLB Report Card (Part I, Part II, etc. or prior year information) may not appear when data are not reported.

* Asian, Pacific Islander and Two or More Races are not available for indicators that use the former race/ethnicity definitions. See the Texas NCLB Glossary for details.

Student Achievement results are rounded to the nearest whole percent. Additional Academic Indicators (Graduation and Attendance Rate) are rounded to the nearest one-tenth of a percent (one decimal place).

Special formats ('*', >99%, <1%, 'n/a') are used in order to comply with the Family Educational Rights and Privacy Act (FERPA).

Questions regarding Part II a. of the NCLB Report Card should be directed to the Division of Performance Reporting. Contact us at (512) 463-9704 or performance.reporting@tea.state.tx.us.

For ZILKER EL (227901146) AUSTIN ISD

Reading/La6dhe29agcadrtjETBT.24 670.7v3au424 72'n

Portions of the NCLB Report Card (Part I, Part II, etc. or prior year information) may not appear when data are not reported.

* Asian, Pacific Islander and Two or More Races are not available for indicators that use the former race/ethnicity definitions. See the Texas NCLB Glossary for details.

Student Achievement results are rounded to the nearest whole percent. Additional Academic Indicators (Graduation and Attendance Rate) are rounded to the nearest one-tenth of a percent (one decimal place).

Special formats ('*', >99%, <1%, 'n/a') are used in order to comply with the Family Educational Rights and Privacy Act (FERPA).

Questions regarding Part II a. of the NCLB Report Card should be directed to the Division of Performance Reporting. Contact us at (512) 463-9704 or performance.reporting@tea.state.tx.us.

Part II a. - Campus Level: Comparison Between Student Achievement and the State Academic Expectations as Measured by Adequate Yearly Progress (AYP)*

January 31, 2012

For ZILKER EL (227901146) AUSTIN ISD

		Mathematics					
		Percent Tested	Percent Tested	Percent Tested	Percent Met Standard (Proficient) & Commended (Advanced)	Percent Met Standard (Proficient) & Commended (Advanced)	Percent Met Standard (Proficient) & Commended (Advanced)
		Target: 95%	Target: 95%	Target: 95%	'10 Target: 67% '11 Target: 75%	'10 Target: 67% '11 Target: 75%	'10 Target: 67% '11 Target: 75%
		Campus	District	State	Campus	District	State
Student Group	Year						
All Students	2009-10	>99%	>99%	>99%	90	80	84
	2010-11	99	>99%	>99%	87	81	84
American Indian/Alaskan Native	2009-10	*	>99%	99	*	83	85
	2010-11	*	99	>99%	*	74	84
Asian	2009-10	n/a	n/a	n/a	n/a	n/a	n/a
	2010-11	*	>99%	>99%	*	91	95
Native Hawaiian/Pacific Islander	2009-10	n/a	n/a	n/a	n/a	n/a	n/a
	2010-11	*	>99%	>99%	*	82	86
African American	2009-10	>99%	>99%	>99%	64	67	75
	2010-11	>99%	>99%	>99%	*	67	75

(Continued)

Portions of the NCLB Report Card (Part I, Part II, etc. or prior year information) may not appear when data are not reported.

* Asian, Pacific Islander and Two or More Races are not available for indicators that use the former race/ethnicity definitions. See the Texas NCLB Glossary for details.

Student Achievement results are rounded to the nearest whole percent. Additional Academic Indicators (Graduation and Attendance Rate) are rounded to the nearest one-tenth of a percent (one decimal place).

Special formats ('*', '>99%', '<1%', 'n/a') are used in order to comply with the Family Educational Rights and Privacy Act (FERPA).

Questions regarding Part II a. of the NCLB Report Card should be directed to the Division of Performance Reporting. Contact us at (512) 463-9704 or performance.reporting@tea.state.tx.us.

Part II a. - Campus Level: Comparison Between Student Achievement and the State Academic Expectations as Measured by Adequate Yearly Progress (AYP)*

January 31, 2012

For ZILKER EL (227901146) AUSTIN ISD

		Mathematics					
		Percent Tested	Percent Tested	Percent Tested	Percent Met Standard (Proficient) & Commended (Advanced)	Percent Met Standard (Proficient) & Commended (Advanced)	Percent Met Standard (Proficient) & Commended (Advanced)
		Target: 95%	Target: 95%	Target: 95%	'10 Target: 67%	'10 Target: 67%	'10 Target: 67%
		Campus	District	State	Campus	District	State
Student Group	Year						
Hispanic	2009-10	>99%	>99%	>99%	75	75	81
	2010-11	>99%	>99%	>99%	78	78	82
White	2009-10	>99%	>99%	>99%	99	94	91
	2010-11	99	>99%	>99%	93	94	91
Two or More Races	2009-10	n/a	n/a	n/a	n/a	n/a	n/a
	2010-11	>99%	>99%	>99%	86	88	89
Female	2009-10	>99%	>99%	>99%	91	80	84
	2010-11	99	>99%	>99%	92	82	85
Male	2009-10	>99%	>99%	>99%	89	79	83
	2010-11	99	>99%	>99%	82	81	84
Special Education	2009-10	>99%	99	99	59	52	61
	2010-11	>99%	99	>99%	56	54	63

(Continued)

Portions of the NCLB Report Card (Part I, Part II, etc. or prior year information) may not appear when data are not reported.

* Asian, Pacific Islander and Two or More Races are not available for indicators that use the former race/ethnicity definitions. See the Texas NCLB Glossary for details.

Student Achievement results are rounded to the nearest whole percent. Additional Academic Indicators (Graduation and Attendance Rate) are rounded to the nearest one-tenth of a percent (one decimal place).

Special formats ('*', >99%, <1%, 'n/a') are used in order to comply with the Family Educational Rights and Privacy Act (FERPA).

Questions regarding Part II a. of the NCLB Report Card should be directed to the Division of Performance Reporting. Contact us at (512) 463-9704 or performance.reporting@tea.state.tx.us.

* Asian, Pacific Islander and Two or More Races are not available for indicators that use the former race/ethnicity definitions. See the Texas NCLB Glossary for details.

Student Achievement results are rounded to the nearest whole percent. Additional Academic Indicators (Graduation and Attendance Rate) are rounded to the nearest one-tenth of a percent (one decimal place).

Special formats ('*', '>99%', '<1%', 'n/a') are used in order to comply with the Family Educational Rights and Privacy Act (FERPA).

Questions regarding Part II a. of the NCLB Report Card should be directed to the Division of Performance Reporting. Contact us at (512) 463-9704 or performance.reporting@tea.state.tx.us.

Part II a. - Campus Level: Comparison Between Student Achievement and the State Academic Expectations as Measured by Adequate Yearly Progress (AYP)*

January 31, 2012

For ZILKER EL (227901146) AUSTIN ISD

		Additional Academic Indicators					
		Four-year Graduation Rate	Four-year Graduation Rate	Four-year Graduation Rate	Five-year Graduation Rate	Five-year Graduation Rate	Five-year Graduation Rate
		'10 Target: 75%	'10 Target: 75%	'10 Target: 75%	'10 Target: 80%	'10 Target: 80%	'10 Target: 80%
		'11 Target: 75%	'11 Target: 75%	'11 Target: 75%	'11 Target: 80%	'11 Target: 80%	'11 Target: 80%
		Campus	District	State	Campus	District	State
Student Group	Year						
All Students	2009-10	n/a	75.6	80.6	n/a	79.0	83.4
	2010-11	n/a	78.6	84.3	n/a	80.5	85.1
American Indian/Alaskan Native	2009-10	n/a	84.6	80.3	n/a	92.3	86.6
	2010-11	n/a	53.3	84.2	n/a	84.6	83.8
Asian	2009-10	n/a	n/a	n/a	n/a	n/a	n/a
	2010-11	n/a	n/a	n/a	n/a	n/a	n/a
Native Hawaiian/Pacific Islander	2009-10	n/a	n/a	n/a	n/a	n/a	n/a
	2010-11	n/a	n/a	n/a	n/a	n/a	n/a
African American	2009-10	n/a	69.7	73.8	n/a	70.5	76.5
	2010-11	n/a	71.5	78.8	n/a	75.3	78.8
Hispanic	2009-10	n/a	67.3	73.5	n/a	70.1	77.0
	2010-11	n/a	72.9	78.8	n/a	73.6	80.0

(Continued)

Portions of the NCLB Report Card (Part I, Part II, etc. or prior year information) may not appear when data are not reported.

* Asian, Pacific Islander and Two or More Races are not available for indicators that use the former race/ethnicity definitions. See the Texas NCLB Glossary for details.

Student Achievement results are rounded to the nearest whole percent. Additional Academic Indicators (Graduation and Attendance Rate) are rounded to the nearest one-tenth of a percent (one decimal place).

Special formats ('*', >99%, <1%, 'n/a') are used in order to comply with the Family Educational Rights and Privacy Act (FERPA).

Questions regarding Part II a. of the NCLB Report Card should be directed to the Division of Performance Reporting. Contact us at (512) 463-9704 or performance.reporting@tea.state.tx.us.

* Asian, Pacific Islander and Two or More Races are not available for indicators that use the former race/ethnicity definitions. See

Student Achievement results are rounded to the nearest whole percent. Additional Academic Indicators (Graduation and Attendance Rate) are rounded to the nearest one-tenth of a percent (one decimal place).

Special formats ('*', >99%, <1%, 'n/a') are used in order to comply with the Family Educational Rights and Privacy Act (FERPA).

Questions regarding Part II a. of the NCLB Report Card should be directed to the Division of Performance Reporting. Contact us at (512) 463-9704 or performance.reporting@tea.state.tx.us.

Part II a. - Campus Level: Comparison Between Student Achievement and the State Academic Expectations as Measured by Adequate Yearly Progress (AYP)*

January 31, 2012

For ZILKER EL (227901146) AUSTIN ISD

Student Group	Additional Academic Indicators					
	Four-year Graduation Rate	Four-year Graduation Rate	Four-year Graduation Rate	Five-year Graduation Rate	Five-year Graduation Rate	Five-year Graduation Rate
	'10 Target: 75%	'10 Target: 75%	'10 Target: 75%	'10 Target: 80%	'10 Target: 80%	'10 Target: 80%
	'11 Target: 75%	'11 Target: 75%	'11 Target: 75%	'11 Target: 80%	'11 Target: 80%	'11 Target: 80%
	Campus	District	State	Campus	District	State

Portions of the NCLB Report Card (Part I, Part II, etc. or prior year information) may not appear when data are not reported.

* Asian, Pacific Islander and Two or More Races are not available for indicators that use the former race/ethnicity definitions. See the Texas NCLB Glossary for details.

Student Achievement results are rounded to the nearest whole percent. Additional Academic Indicators (Graduation and Attendance Rate) are rounded to the nearest one-tenth of a percent (one decimal place).

Special formats ('*', >99%, <1%, 'n/a') are used in order to comply with the Family Educational Rights and Privacy Act (FERPA).

Questions regarding Part II a. of the NCLB Report Card should be directed to the Division of Performance Reporting. Contact us at (512) 463-9704 or performance.reporting@tea.state.tx.us.

Part II a. - Campus Level: Comparison Between Student Achievement and the State Academic Expectations as Measured by Adequate Yearly Progress (AYP)*

January 31, 2012

For ZILKER EL (227901146) AUSTIN ISD

		Additional Academic Indicators		
		Attendance Rate	Attendance Rate	Attendance Rate
		Target: 90%	Target: 90%	Target: 90%
		Campus	District	State
Student Group	Year			
All Students	2009-10	95.8	n/a	95.6
	2010-11	95.4	n/a	95.5
American Indian/Alaskan Native	2009-10	-	n/a	95.0
	2010-11	*	n/a	95.0

Portions of the NCLB Report Card (Part I, Part II, etc. or prior year information) may not appear when data are not reported.

* Asian, Pacific Islander and Two or More Races are not available for indicators that use the former race/ethnicity definitions. See the Texas NCLB Glossary for details.

Student Achievement results are rounded to the nearest whole percent. Additional Academic Indicators (Graduation and Attendance Rate) are rounded to the nearest one-tenth of a percent (one decimal place).

Special formats ('*', >99%, <1%, 'n/a') are used in order to comply with the Family Educational Rights and Privacy Act (FERPA).

Questions regarding Part II a. of the NCLB Report Card should be directed to the Division of Performance Reporting. Contact us at (512) 463-9704 or performance.reporting@tea.state.tx.us.

Part II a. - Campus Level: Comparison Between Student Achievement and the State Academic Expectations as Measured by Adequate Yearly Progress (AYP)*

January 31, 2012

For ZILKER EL (227901146) AUSTIN ISD

		Additional Academic Indicators		
		Attendance Rate	Attendance Rate	Attendance Rate
		Target: 90%	Target: 90%	Target: 90%
		Campus	District	State
Student Group	Year			
Female	2009-10	95.9	n/a	95.6
	2010-11	95.7	n/a	95.5
Male	2009-10	95.7	n/a	95.6
	2010-11	95.2	n/a	95.5
Special Education	2009-10	95.0	n/a	94.1
	2010-11	94.4	n/a	94.0
Limited English Proficient	2009-10	96.6	n/a	96.5
	2010-11	97.1	n/a	96.3
Economically Disadvantaged	2009-10	95.1	n/a	95.3
	2010-11	94.6	n/a	95.2
Migrant	2009-10	-	n/a	94.1
	2010-11	-	n/a	93.9

Portions of the NCLB Report Card (Part I, Part II, etc. or prior year information) may not appear when data are not reported.

* Asian, Pacific Islander and Two or More Races are not available for indicators that use the former race/ethnicity definitions. See the Texas NCLB Glossary for details.

Student Achievement results are rounded to the nearest whole percent. Additional Academic Indicators (Graduation and Attendance Rate) are rounded to the nearest one-tenth of a percent (one decimal place).

Special formats ('*', '>99%', '<1%', 'n/a') are used in order to comply with the Family Educational Rights and Privacy Act (FERPA).

Questions regarding Part II a. of the NCLB Report Card should be directed to the Division of Performance Reporting. Contact us at (512) 463-9704 or performance.reporting@tea.state.tx.us.

Part IV a. - Campus Level: Professional Qualifications of All Public Elementary and Secondary Teachers, As Defined by the State (Teacher Degree)

January 31, 2012

For ZILKER EL (227901146) AUSTIN ISD

	Bachelors	Masters	Doctorate
Year			
2009-10	94.6	5.4	0.0
2010-11	85.9	14.1	0.0

Portions of the NCLB Report Card (Part I, Part II, etc. or prior year information) may not appear when data are not reported.

Percent of Teachers are rounded to the nearest one-tenth of a percent (one decimal place).

Percentages reported by Teacher Degree may not sum to 100% either due to rounding or because the category 'teachers with no degree' is not reported.

A dash (-) indicates data are not reported; 'n/a' indicates that the data are not available or applicable.

Questions regarding Part IV a. of the NCLB Report Card should be directed to the Division of Educator Initiatives. Contact us at (512) 936-9831 or espi@tea.state.tx.us.

January 31, 2012

For ZILKER EL (227901146) AUSTIN ISD

	%
Year	
2009-10	0.00
2010-11	0.00

Portions of the NCLB Report Card (Part I, Part II, etc. or prior year information) may not appear when data are not reported.

Percent of Teachers are rounded to the nearest one-hundredth of a percent (two decimal places).

A dash (-) indicates data are not reported; 'n/a' indicates that the data are not available or applicable.

Questions regarding Part IV b. of the NCLB Report Card should be directed to the Division of Educator Initiatives. Contact us at (512) 936-9831 or espi@tea.state.tx.us.

For ZILKER EL (227901146) AUSTIN ISD

	%
Year	
2009-10	0.00
2010-11	0.00

Portions of the NCLB Report Card (Part I, Part II, etc. or prior year information) may not appear when data are not reported.

Percent of Classes are rounded to the nearest one-hundredth of a percent (two decimal places).

A dash (-) indicates data are not reported; 'n/a' indicates that the data are not available or applicable.

Questions regarding Part IV c. of the NCLB Report Card should be directed to the Division of Educator Initiatives. Contact us at (512) 936-9831 or espi@tea.state.tx.us.