

Part I - Campus Level: Student Performance for Each District and Campus Compared to the State, Percent of Students Tested, Student Achievement by Proficiency Level, 2009-10, 2010-11*

January 31, 2012

For SUNSET VALLEY EL (227901158) AUSTIN ISD

Grade 3 Reading

		Campus % of Students Met Standard (Proficient) and Commended (Advanced)	District % of Students Met Standard (Proficient) and Commended (Advanced)	State % of Students Met Standard (Proficient) and Commended (Advanced)	% Tested (In Campus)	Percent of Students in Campus at Each Achievement Level		
						% Not Meeting Standard (Basic)	% Met Standard (Proficient)	% Commended (Advanced)
Student Group	Year							
All Students	2009-10	87	91	91	98	13	44	43
	2010-11	99	90	89	96	1	56	43
American Indian/Alaskan Native	2009-10	*	94	92	*	*	*	*
	2010-11	*	*	89	*	*	*	*
Asian	2009-10	n/a	n/a	n/a	n/a	n/a	n/a	n/a
	2010-11	*	90	95	*	*	*	*
Native Hawaiian/Pacific Islander	2009-10	n/a	n/a	n/a	n/a	n/a	n/a	n/a
	2010-11	*	*	91	*	*	*	*
African American	2009-10	*	87	86	*	*	*	*
	2010-11	*	84	83	*	*	*	*
Hispanic	2009-10	84	89	89	98	16	43	41
	2010-11	*	87	87	96	*	*	*
White	2009-10	*	99	96	>99%	*	*	*
	2010-11	*	98	94	>99%	*	*	*

(Continued)

Portions of the NCLB Report Card (Part I, Part II, etc. or prior year information) may not appear when data are not reported.

* Asian, Pacific Islander and Two or More Races are not available for indicators that use the former race/ethnicity definitions. See the Texas NCLB Glossary for details.

Student Achievement results are rounded to the nearest whole percent.

Special formats ('*', '>99%', '<1%', 'n/a') are used in order to comply with the Family Educational Rights and Privacy Act (FERPA).

Questions regarding Part I of the NCLB Report Card should be directed to the Division of Performance Reporting. Contact us at (512) 463-9704 or performance.reporting@tea.state.tx.us.

For SUNSET VALLEY EL (227901158) AUSTIN ISD

Grade 3 Reading

--	--

Portions of the NCLB Report Card (Part I, Part II, etc. or prior year information) may not appear when data are not reported.

* Asian, Pacific Islander and Two or More Races are not available for indicators that use the former race/ethnicity definitions. See the Texas NCLB Glossary for details.

Student Achievement results are rounded to the nearest whole percent.

Special formats ('*', >99%, <1%, 'n/a') are used in order to comply with the Family Educational Rights and Privacy Act (FERPA).

Questions regarding Part I of the NCLB Report Card should be directed to the Division of Performance Reporting. Contact us at (512) 463-9704 or performance.reporting@tea.state.tx.us.

Part I - Campus Level: Student Performance for Each District and Campus Compared to the State, Percent of Students Tested, Student Achievement by Proficiency Level, 2009-10, 2010-11*

January 31, 2012

For SUNSET VALLEY EL (227901158) AUSTIN ISD

Grade 3 Mathematics

		Campus % of Students Met Standard (Proficient) and Commended (Advanced)	District % of Students Met Standard (Proficient) and Commended (Advanced)	State % of Students Met Standard (Proficient) and Commended (Advanced)	% Tested (In Campus)	Percent of Students in Campus at Each Achievement Level		
						% Not Meeting Standard (Basic)	% Met Standard (Proficient)	% Commended (Advanced)
Student Group	Year							
All Students	2009-10	85	84	85	>99%	15	56	30
	2010-11	89	87	86	99	11	54	34
American Indian/Alaskan Native	2009-10	*	88	86	*	*	*	*
	2010-11	*	93	86	*	*	*	*
Asian	2009-10	n/a	n/a	n/a	n/a	n/a	n/a	n/a
	2010-11	*	92	96	*	*	*	*
Native Hawaiian/Pacific Islander	2009-10	n/a	n/a	n/a	n/a	n/a	n/a	n/a
	2010-11	*	*	88	*	*	*	*
African American	2009-10	*	78	77	*			

Portions of the NCLB Report Card (Part I, Part II, etc. or prior year information) may not appear when data are not reported.

* Asian, Pacific Islander and Two or More Races are not available for indicators that use the former race/ethnicity definitions. See the Texas NCLB Glossary for details.

Student Achievement results are rounded to the nearest whole percent.

Special formats ('*', '>99%', '<1%', 'n/a') are used in order to comply with the Family Educational Rights and Privacy Act (FERPA).

Questions regarding Part I of the NCLB Report Card should be directed to the Division of Performance Reporting. Contact us at (512) 463-9704 or performance.reporting@tea.state.tx.us.

For SUNSET VALLEY EL (227901158) AUSTIN ISD

Grade 3 Mathematics

	Campus % of Students Met Standard (Proficient) and Commended (Advanced)

Portions of the NCLB Report Card (Part I, Part II, etc. or prior year information) may not appear when data are not reported.

* Asian, Pacific Islander and Two or More Races are not available for indicators that use the former race/ethnicity definitions. See the Texas NCLB Glossary for details.

Student Achievement results are rounded to the nearest whole percent.

Special formats ('*', >99%, <1%, 'n/a') are used in order to comply with the Family Educational Rights and Privacy Act (FERPA).

Questions regarding Part I of the NCLB Report Card should be directed to the Division of Performance Reporting. Contact us at (512) 463-9704 or performance.reporting@tea.state.tx.us.

* Asian, Pacific Islander and Two or More Races are not available for indicators that use the former race/ethnicity definitions. See the Texas NCLB Glossary for details.

Student Achievement results are rounded to the nearest whole percent.

Special formats ('*', >99%, <1%, 'n/a') are used in order to comply with the Family Educational Rights and Privacy Act (FERPA).

Questions regarding Part I of the NCLB Report Card should be directed to the Division of Performance Reporting. Contact us at (512) 463-9704 or performance.reporting@tea.state.tx.us.

For SUNSET VALLEY EL (227901158) AUSTIN ISD

Grade 4 Reading

		Campus % of Students Met Standard (Proficient) and Commended (Advanced)	District % of Students Met Standard (Proficient) and Commended (Advanced)	State % of Students Met Standard (Proficient) and Commended (Advanced)	% Tested (In Campus)	Percent of Students in Campus at Each Achievement Level		
						% Not Meeting Standard (Basic)	% Met Standard (Proficient)	% Commended (Advanced)
Student Group	Year							
Two or More Races	2009-10	n/a	n/a	n/a	n/a	n/a	n/a	n/a
	2010-11	*	93	90	*	*	*	*
Female	2009-10	88	86	87	>99%	12	68	20
	2010-11	94	86	87	97	6	77	16
Male	2009-10	68	83	84	>99%	32	53	152009-10

Portions of the NCLB Report Card (Part I, Part II, etc. or prior year information) may not appear when data are not reported.

* Asian, Pacific Islander and Two or More Races are not available for indicators that use the former race/ethnicity definitions. See the Texas NCLB Glossary for details.

Student Achievement results are rounded to the nearest whole percent.

Special formats ('*', >99%, <1%, 'n/a') are used in order to comply with the Family Educational Rights and Privacy Act (FERPA).

Questions regarding Part I of the NCLB Report Card should be directed to the Division of Performance Reporting. Contact us at (512) 463-9704 or performance.reporting@tea.state.tx.us.

For SUNSET VALLEY EL (227901158) AUSTIN ISD

Grade: Mathematics

Met and	Campus % of Students Met Standard (Proficient) and Commended (Advanced)	District % of Students Met Standard (Proficient)	and

Some information of the NCLB Report Card (Part I, II, etc. or prior year information) may not appear when data are not reported.

Some information, Pacific Islander and Two or More Races are not available for indicators that use the former race/ethnicity definitions. See the NCLB Glossary for details.

Some information, percent results are rounded to the nearest whole percent.

Some information, >99% is 100%, 'n/a' is used in order to comply with the Family Educational Rights and Privacy Act (FERPA).

Comments regarding Part I of the NCLB Report Card should be directed to the Division of Performance Reporting. Contact us at 512-63-9704 or performance.reporting@tea.state.tx.us.

For SUNSET VALLEY EL (227901158) AUSTIN ISD

Grade 4 Mathematics

--	--

Portions of the NCLB Report Card (Part I, Part II, etc. or prior year information) may not appear when data are not reported.

* Asian, Pacific Islander and Two or More Races are not available for indicators that use the former race/ethnicity definitions. See the Texas NCLB Glossary for details.

Student Achievement results are rounded to the nearest whole percent.

Special formats ('*', >99%, <1%, 'n/a') are used in order to comply with the Family Educational Rights and Privacy Act (FERPA).

Questions regarding Part I of the NCLB Report Card should be directed to the Division of Performance Reporting. Contact us at (512) 463-9704 or performance.reporting@tea.state.tx.us.

For SUNSET VALLEY EL (227901158) AUSTIN ISD

Grade 5 Reading

	Campus % of Students Met Standard (Proficient) and Commended (Advanced)	District % of Students Met Standard (Proficient) and Commended (Advanced)	State % of Students Met Standard (Proficient) and Commended (Advanced)	% Tested (In Campus)	Percent of Students in Campus at Each Achievement Level	
					% Not Meeting Standard (Basic)	% Met Standard (Proficient)

Portions of the NCLB Report Card (Part I, Part II, etc. or prior year information) may not appear when data are not reported.

* Asian, Pacific Islander and Two or More Races are not available for indicators that use the former race/ethnicity definitions. See the Texas NCLB Glossary for details.

Student Achievement results are rounded to the nearest whole percent.

Special formats ('*', >99%, <1%, 'n/a') are used in order to comply with the Family Educational Rights and Privacy Act (FERPA).

Questions regarding Part I of the NCLB Report Card should be directed to the Division of Performance Reporting. Contact us at (512) 463-9704 or performance.reporting@tea.state.tx.us.



Part I - Campus Level: Student Performance for Each District and Campus Compared to the State, Percent of Students Tested, Student Achievement by Proficiency Level, 2009-10, 2010-11*

January 31, 2012

For SUNSET VALLEY EL (227901158) AUSTIN ISD

Grade 5 Mathematics

		Campus % of Students Met Standard (Proficient) and Commended (Advanced)	District % of Students Met Standard (Proficient) and Commended (Advanced)	State % of Students Met Standard (Proficient) and Commended (Advanced)	% Tested (In Campus)	Percent of Students in Campus at Each Achievement Level		
						% Not Meeting Standard (Basic)	% Met Standard (Proficient)	% Commended (Advanced)
Student Group	Year							
All Students	2009-10	94	88	91	>99%	6	44	50
	2010-11	*	91	92	>99%	*	*	*
American Indian/Alaskan Native	2009-10	*	79	92	*	*	*	*
	2010-11	*	89	92	*	*	*	*
Asian	2009-10	n/a	n/a	n/a	n/a	n/a	n/a	n/a
	2010-11	*	91	96	*	*	*	*
Native Hawaiian/Pacific Islander	2009-10	n/a	n/a	n/a	n/a	n/a	n/a	n/a
	2010-11	*	*	91	*	*	*	*
African American	2009-10	*	82	86	*	*	*	*
	2010-11	*	84	86	*	*	*	*
Hispanic	2009-10	92	85	90	>99%	8	44	47
	2010-11	*	89	91	>99%	*	*	*
White	2009-10	*	97	96	>99%	*	*	*
	2010-11	*	98	96	*	*	*	*

(Continued)

Portions of the NCLB Report Card (Part I, Part II, etc. or prior year information) may not appear when data are not reported.

* Asian, Pacific Islander and Two or More Races are not available for indicators that use the former race/ethnicity definitions. See the Texas NCLB Glossary for details.

Student Achievement results are rounded to the nearest whole percent.

Special formats ('*', '>99%', '<1%', 'n/a') are used in order to comply with the Family Educational Rights and Privacy Act (FERPA).

Questions regarding Part I of the NCLB Report Card should be directed to the Division of Performance Reporting. Contact us at (512) 463-9704 or performance.reporting@tea.state.tx.us.

Portions of the NCLB Report Card (Part I, Part II, etc. or prior year information) may not appear when data are not reported.

* Asian, Pacific Islander and Two or More Races are not available for indicators that use the former race/ethnicity definitions. See the Texas NCLB Glossary for details.

Student Achievement results are rounded to the nearest whole percent.

Special formats ('*', >99%, <1%, 'n/a') are used in order to comply with the Family Educational Rights and Privacy Act (FERPA).

Questions regarding Part I of the NCLB Report Card should be directed to the Division of Performance Reporting. Contact us at (512) 463-9704 or performance.reporting@tea.state.tx.us.

Student Achievement results are rounded to the nearest whole percent.

Special formats ('*', >99%, <1%, 'n/a') are used in order to comply with the Family Educational Rights and Privacy Act (FERPA).

Questions regarding Part I of the NCLB Report Card should be directed to the Division of Performance Reporting. Contact us at (512) 463-9704 or performance.reporting@tea.state.tx.us.

Part I - Campus Level: Student Performance for Each District and Campus Compared to the State, Percent of Students Tested, Student Achievement by Proficiency Level, 2009-10, 2010-11*

January 31, 2012

For SUNSET VALLEY EL (227901158) AUSTIN ISD

Grade 5 Science

		Campus % of Students Met Standard (Proficient) and Commended (Advanced)	District % of Students Met Standard (Proficient) and Commended (Advanced)	State % of Students Met Standard (Proficient) and Commended (Advanced)	% Tested (In Campus)	Percent of Students in Campus at Each Achievement Level		
						% Not Meeting Standard (Basic)	% Met Standard (Proficient)	% Commended (Advanced)
Student Group	Year							
Two or More Races	2009-10	n/a	n/a	n/a	n/a	n/a	n/a	n/a
	2010-11	*	91	91	*	*	*	*
Female	2009-10	83	80	84	>99%	17	35	48
	2010-11	78	82	84	>99%	22	26	52
Male	2009-10	88	83	88	>99%	13	50	38
	2010-11	79	84	87	>99%	21	33	46
Special Education	2009-10	60	59	66	>99%	40	50	10
	2010-11	56	64	67	>99%	44	44	11
Limited English Proficient	2009-10	59	66	68	>99%	41	41	18
	2010-11	47	66	68	>99%	53	42	5
Economically Disadvantaged	2009-10	81	75	81	>99%	19	43	38
	2010-11	74	77	80	>99%	26	36	38
Migrant	2009-10	*	*	76	*	*	*	*
	2010-11	*	*	74	*	*	*	*

Portions of the NCLB Report Card (Part I, Part II, etc. or prior year information) may not appear when data are not reported.

* Asian, Pacific Islander and Two or More Races are not available for indicators that use the former race/ethnicity definitions. See the Texas NCLB Glossary for details.

Student Achievement results are rounded to the nearest whole percent.

Special formats ('*', >99%, <1%, 'n/a') are used in order to comply with the Family Educational Rights and Privacy Act (FERPA).


Questions regarding Part I of the NCLB Report Card should be directed to the Division of Performance Reporting. Contact us at (512) 463-9704 or performance.reporting@tea.state.tx.us.

Part II a. - Campus Level: Comparison Between Student Achievement and the State Academic Expectations as Measured by Adequate Yearly Progress (AYP)*

January 31, 2012

For SUNSET... JUSTIN ISD

		Reading/ Language Arts			
Student Group	Year	Percent Tested	Percent Tested	Percent Met Standard (Proficient)	Percent Met Standard (Proficient) & Commended (Advanced)
				'10 Target: 73%	'10 Target: 73%
		District	Campus	District	State
All Students	2011	99	>99%	88	88
		88	88%	88	88
				91	91
				75	88



...ata are not reported.
 ...ethnicity definitions. See
 ...graduation and
 ...d Privacy Act (FERPA).
 ...e Reporting. Contact us at

Part II a. - Campus Level: Comparison Between Student Achievement and the State Academic Expectations as Measured by Adequate Yearly Progress (AYP)*

January 31, 2012

For SUNSET VALLEY EL (227901158) AUSTIN ISD

		Reading/Language Arts					
		Percent Tested	Percent Tested	Percent Tested	Percent Met Standard (Proficient) & Commended (Advanced)	Percent Met Standard (Proficient) & Commended (Advanced)	Percent Met Standard (Proficient) & Commended (Advanced)
		Target: 95%	Target: 95%	Target: 95%	'10 Target: 73% '11 Target: 80%	'10 Target: 73% '11 Target: 80%	'10 Target: 73% '11 Target: 80%
		Campus	District	State	Campus	District	State
Student Group	Year						
Hispanic	2009-10	99	99				

Portions of the NCLB Report Card (Part I, Part II, etc. or prior year information) may not appear when data are not reported.

* Asian, Pacific Islander and Two or More Races are not available for indicators that use the former race/ethnicity definitions. See the Texas NCLB Glossary for details.

Student Achievement results are rounded to the nearest whole percent. Additional Academic Indicators (Graduation and Attendance Rate) are rounded to the nearest one-tenth of a percent (one decimal place).

Special formats ('*', >99%, <1%, 'n/a') are used in order to comply with the Family Educational Rights and Privacy Act (FERPA).

Questions regarding Part II a. of the NCLB Report Card should be directed to the Division of Performance Reporting. Contact us at (512) 463-9704 or performance.reporting@tea.state.tx.us.

Part II a. - Campus Level: Comparison Between Student Achievement and the State Academic Expectations as Measured by Adequate Yearly Progress (AYP)*

January 31, 2012

For SUNSET VALLEY EL (227901158) AUSTIN ISD

		Reading/Language Arts					
		Percent Tested	Percent Tested	Percent Tested	Percent Met Standard (Proficient) & Commended (Advanced)	Percent Met Standard (Proficient) & Commended (Advanced)	Percent Met Standard (Proficient) & Commended (Advanced)
		Target: 95%	Target: 95%	Target: 95%	'10 Target: 73% '11 Target: 80%	'10 Target: 73% '11 Target: 80%	'10 Target: 73% '11 Target: 80%
		Campus	District	State	Campus	District	State
Student Group	Year						
Special Education	2009-10	>99%	99	99	40	57	66
	2010-11	98	99	99	81	58	67
Limited English Proficient	2009-10	99	99	99	64	72	77
	2010-11	95	99	99	88	76	78
Economically Disadvantaged	2009-10	>99%	99	99	71	76	83
	2010-11	98	99	99	89	77	83
Migrant	2009-10	*	>99%	98	*	*	75
	2010-11	*	94	98	*	50	76

Portions of the NCLB Report Card (Part I, Part II, etc. or prior year information) may not appear when data are not reported.

* Asian, Pacific Islander and Two or More Races are not available for indicators that use the former race/ethnicity definitions. See the Texas NCLB Glossary for details.

Student Achievement results are rounded to the nearest whole percent. Additional Academic Indicators (Graduation and Attendance Rate) are rounded to the nearest one-tenth of a percent (one decimal place).

Special formats ('*', >99%, <1%, 'n/a') are used in order to comply with the Family Educational Rights and Privacy Act (FERPA).

Questions regarding Part II a. of the NCLB Report Card should be directed to the Division of Performance Reporting. Contact us at (512) 463-9704 or performance.reporting@tea.state.tx.us.

Part II a. - Campus Level: Comparison Between Student Achievement and the State Academic Expectations as Measured by Adequate Yearly Progress (AYP)*

January 31, 2012

For SUNSET VALLEY EL (227901158) AUSTIN ISD

		Mathematics					
		Percent Tested	Percent Tested	Percent Tested	Percent Met Standard (Proficient) & Commended (Advanced)	Percent Met Standard (Proficient) & Commended (Advanced)	Percent Met Standard (Proficient) & Commended (Advanced)
		Target: 95%	Target: 95%	Target: 95%	'10 Target: 67% '11 Target: 75%	'10 Target: 67% '11 Target: 75%	'10 Target: 67% '11 Target: 75%
		Campus	District	State	Campus	District	State
Student Group	Year						
All Students	2009-10	>99%	>99%	>99%	81	80	84
	2010-11	99	>99%	>99%	91	81	84
American Indian/Alaskan Native	2009-10	*	>99%	99	*	83	85
	2010-11	*	99	>99%	*	74	84
Asian	2009-10	n/a	n/a	n/a	n/a	n/a	n/a
	2010-11	*	>99%	>99%	*	91	95
Native Hawaiian/Pacific Islander	2009-10	n/a	n/a	n/a	n/a	n/a	n/a
	2010-11	*	>99%	>99%	*	82	86
African American	2009-10	*	>99%	>99%	*	67	75
	2010-11	>99%	>99%	>99%	*	67	75

(Continued)

Portions of the NCLB Report Card (Part I, Part II, etc. or prior year information) may not appear when data are not reported.

* Asian, Pacific Islander and Two or More Races are not available for indicators that use the former race/ethnicity definitions. See the Texas NCLB Glossary for details.

Student Achievement results are rounded to the nearest whole percent. Additional Academic Indicators (Graduation and Attendance Rate) are rounded to the nearest one-tenth of a percent (one decimal place).

Special formats ('*', '>99%', '<1%', 'n/a') are used in order to comply with the Family Educational Rights and Privacy Act (FERPA).


Questions regarding Part II a. of the NCLB Report Card should be directed to the Division of Performance Reporting. Contact us at (512) 463-9704 or performance.reporting@tea.state.tx.us.

Part II a. - Campus Level: Comparison Between Student Achievement and the State Academic Expectations as Measured by Adequate Yearly Progress (AYP)*

January 31, 2012

For SUNSET VALLEY EL (227901158) AUSTIN ISD

		Mathematics					
		Percent Tested	Percent Tested	Percent Tested	Percent Met Standard (Proficient) & Commended (Advanced)	Percent Met Standard (Proficient) & Commended (Advanced)	Percent Met Standard (Proficient) & Commended (Advanced)
		Target: 95%	Target: 95%	Target: 95%	'10 Target: 67% '11 Target: 75%	'10 Target: 67% '11 Target: 75%	'10 Target: 67% '11 Target: 75%
		Campus	District	State	Campus	District	State
Student Group	Year						
Hispanic	2009-10	>99%	>99%	>99%	80	75	81



...r year information) may not appear when data are not reported.

...able for indicators that use the former race/ethnicity definitions. See

...percent. Additional Academic Indicators (Graduation and
...cent (one decimal place).

...mply with the Family Educational Rights and Privacy Act (FERPA).

...ld be directed to the Division of Performance Reporting. Contact us at

For SUNSET VALLEY EL (227901158) AUSTIN ISD

--

Portions of the NCLB Report Card (Part I, Part II, etc. or prior year information) may not appear when data are not reported.

* Asian, Pacific Islander and Two or More Races are not available for indicators that use the former race/ethnicity definitions. See the Texas NCLB Glossary for details.

Student Achievement results are rounded to the nearest whole percent. Additional Academic Indicators (Graduation and Attendance Rate) are rounded to the nearest one-tenth of a percent (one decimal place).

Special formats ('*', >99%, <1%, 'n/a') are used in order to comply with the Family Educational Rights and Privacy Act (FERPA).

Questions regarding Part II a. of the NCLB Report Card should be directed to the Division of Performance Reporting. Contact us at (512) 463-9704 or performance.reporting@tea.state.tx.us.

For SUNSET VALLEY EL (227901158) AUSTIN ISD

	Additional Academic Indicator
	<p>Four-year Graduation Rate</p> <p>'10 Target: 75%</p> <p>Graduation Rate: 1162.169.44094</p>

Portions of the NCLB Report Card (Part I, Part II, etc. or prior year information) may not appear when data are not reported.

* Asian, Pacific Islander and Two or More Races are not available for indicators that use the former race/ethnicity definitions. See the Texas NCLB Glossary for details.

Student Achievement results are rounded to the nearest whole percent. Additional Academic Indicators (Graduation and Attendance Rate) are rounded to the nearest one-tenth of a percent (one decimal place).

Special formats ('*', >99%, <1%, 'n/a') are used in order to comply with the Family Educational Rights and Privacy Act (FERPA).

Questions regarding Part II a. of the NCLB Report Card should be directed to the Division of Performance Reporting. Contact us at (512) 463-9704 or performance.reporting@tea.state.tx.us.

Part II a. - Campus Level: Comparison Between Student Achievement and the State Academic Expectations as Measured by Adequate Yearly Progress (AYP)*

January 31, 2012

For SUNSET VALLEY EL (227901158) AUSTIN ISD

		Additional Academic Indicators					
		Four-year Graduation Rate	Four-year Graduation Rate	Four-year Graduation Rate	Five-year Graduation Rate	Five-year Graduation Rate	Five-year Graduation Rate
		'10 Target: 75%	'10 Target: 75%	'10 Target: 75%	'10 Target: 80%	'10 Target: 80%	'10 Target: 80%
		'11 Target: 75%	'11 Target: 75%	'11 Target: 75%	'11 Target: 80%	'11 Target: 80%	'11 Target: 80%
		Campus	District	State	Campus	District	State
Student Group	Year						
Economically Disadvantaged	2009-10	n/a	74.9	78.3	n/a	67.9	76.6
	2010-11	n/a	73.1	81.9	n/a	79.5	83.7
Migrant	2009-10	n/a	-	69.3	n/a	-	72.3
	2010-11						

Portions of the NCLB Report Card (Part I, Part II, etc. or prior year information) may not appear when data are not reported.

* Asian, Pacific Islander and Two or More Races are not available for indicators that use the former race/ethnicity definitions. See the Texas NCLB Glossary for details.

Student Achievement results are rounded to the nearest whole percent. Additional Academic Indicators (Graduation and Attendance Rate) are rounded to the nearest one-tenth of a percent (one decimal place).

Special formats ('*', >99%, <1%, 'n/a') are used in order to comply with the Family Educational Rights and Privacy Act (FERPA).

Questions regarding Part II a. of the NCLB Report Card should be directed to the Division of Performance Reporting. Contact us at (512) 463-9704 or performance.reporting@tea.state.tx.us.

Part II a. - Campus Level: Comparison Between Student Achievement and the State Academic Expectations as Measured by Adequate Yearly Progress (AYP)*

January 31, 2012

For SUNSET VALLEY EL (227901158) AUSTIN ISD

		Additional Academic Indicators		
		Attendance Rate	Attendance Rate	Attendance Rate
		Target: 90%	Target: 90%	Target: 90%
		Campus	District	State
Student Group	Year			
Female	2009-10	97.2	n/a	95.6
	2010-11	96.2	n/a	95.5
Male	2009-10	96.9	n/a	95.6
	2010-11	96.4	n/a	95.5
Special Education	2009-10	96.6	n/a	94.1
	2010-11	95.9	n/a	94.0
Limited English Proficient	2009-10	97.9	n/a	96.5
	2010-11	97.0	n/a	96.3
Economically Disadvantaged	2009-10	97.1	n/a	95.3
	2010-11	96.2	n/a	95.2
Migrant	2009-10	-	n/a	94.1
	2010-11	-	n/a	93.9

Portions of the NCLB Report Card (Part I, Part II, etc. or prior year information) may not appear when data are not reported.

* Asian, Pacific Islander and Two or More Races are not available for indicators that use the former race/ethnicity definitions. See the Texas NCLB Glossary for details.

Student Achievement results are rounded to the nearest whole percent. Additional Academic Indicators (Graduation and Attendance Rate) are rounded to the nearest one-tenth of a percent (one decimal place).

Special formats ('*', '>99%', '<1%', 'n/a') are used in order to comply with the Family Educational Rights and Privacy Act (FERPA).

Questions regarding Part II a. of the NCLB Report Card should be directed to the Division of Performance Reporting. Contact us at (512) 463-9704 or performance.reporting@tea.state.tx.us.

Part III - Campus Level: Information on Adequate Yearly Progress (AYP) and School Improvement Program (SIP) for Districts and Campuses Receiving Title I, Part A funds

January 31, 2012

For SUNSET VALLEY EL (227901158) AUSTIN ISD

	Met AYP	SIP (for the subsequent school year)
Year		
2009-10	Meets AYP	NONE
2010-11	Meets AYP	NONE

Portions of the NCLB Report Card (Part I, Part II, etc. or prior year information) may not appear when data are not reported.

'n/a' indicates the district or school does not receive Title I, Part A funds.

Questions regarding Part III of the NCLB Report Card should be directed to the Division of Performance Reporting. Contact us at (512) 463-9704 or performance.reporting@tea.state.tx.us.

January 31, 2012

For SUNSET VALLEY EL (227901158) AUSTIN ISD

	Bachelors	Masters	Doctorate
Year			
2009-10	69.1	30.9	0.0
2010-11	71.8	28.2	0.0

Portions of the NCLB Report Card (Part I, Part II, etc. or prior year information) may not appear when data are not reported.


Percent of Teachers are rounded to the nearest one-tenth of a percent (one decimal place).

Percentages reported by Teacher Degree may not sum to 100% either due to rounding or because the category 'teachers with no degree' is not reported.

A dash (-) indicates data are not reported; 'n/a' indicates that the data are not available or applicable.

Questions regarding Part IV a. of the NCLB Report Card should be directed to the Division of Educator Initiatives. Contact us at (512) 936-9831 or espi@tea.state.tx.us.

For SUNSET VALLEY EL (227901158) AUSTIN ISD



Portions of the NCLB Report Card (Part I, Part II, etc. or prior year information) may not appear when data are not reported.

Percent of Teachers are rounded to the nearest one-hundredth of a percent (two decimal places).

A dash (-) indicates data are not reported; 'n/a' indicates that the data are not available or applicable.

Questions regarding Part IV b. of the NCLB Report Card should be directed to the Division of Educator Initiatives. Contact us at (512) 936-9831 or espi@tea.state.tx.us.

For SUNSET VALLEY EL (227901158) AUSTIN ISD

	%
Year	
2009-10	0.00

Portions of the NCLB Report Card (Part I, Part II, etc. or prior year information) may not appear when data are not reported.

Percent of Classes are rounded to the nearest one-hundredth of a percent (two decimal places).

A dash (-) indicates data are not reported; 'n/a' indicates that the data are not available or applicable.

Questions regarding Part IV c. of the NCLB Report Card should be directed to the Division of Educator Initiatives. Contact us at (512) 936-9831 or espi@tea.state.tx.us.