

Texas 2012 NCLB Report Card

Part I - Campus Level: Student Performance for Each District and Campus Compared to the State, Percent of Students Tested, Student Achievement by Proficiency Level, 2010-11, 2011-12*

February 1, 2013

For DOBIE M S (227901055) AUSTIN ISD

--	--

Portions of the NCLB Report Card (Part I, Part II, etc. or prior year information) may not appear when data are not reported.

* Asian, Pacific Islander and Two or More Races are not available for indicators that use the former race/ethnicity definitions. See the Texas NCLB Glossary for details.

Student Achievement results are rounded to the nearest whole percent.

For grades 3-8, the 2011-12 assessment results are based on the State of Texas Assessments of Academic Readiness (STAAR) results at the TAKS-equivalency standard that was developed using the STAAR Bridge Study, including required changes due to the transition to the new assessment program. The 2010-11 assessment results are based on the Texas Assessment of Knowledge and Skills (TAKS) results at the Met Standard level.

Special formats ('*', '>99%', '<1%', 'n/a') are used in order to comply with the Family Educational Rights and Privacy Act (FERPA).

Questions regarding Part I of the NCLB Report Card should be directed to the Division of Performance Reporting. Contact us at (512) 463-9704 or performance.reporting@tea.state.tx.us.

For grades 3-8, the 2011-12 assessment results are based on the State of Texas Assessments of Academic Readiness (STAAR) results at the TAKS-equivalency standard that was developed using the STAAR Bridge Study, including required changes due to the

Special formats ('*', >99%, <1%, 'n/a') are used in order to comply with the Family Educational Rights and Privacy Act (FERPA).

Questions regarding Part I of the NCLB Report Card should be directed to the Division of Performance Reporting. Contact us at (512) 463-9704 or performance.reporting@tea.state.tx.us.

Texas 2012 NCLB Report Card

Part I - Campus Level: Student Performance for Each District and Campus Compared to the State, Percent of Students Tested, Student Achievement by Proficiency Level, 2010-11, 2011-12*

February 1, 2013

For DOBIE M S (227901055) AUSTIN ISD

Portions of the NCLB Report Card (Part I, Part II, etc. or prior year information) may not appear when data are not reported.

* Asian, Pacific Islander and Two or More Races are not available for indicators that use the former race/ethnicity definitions. See the Texas NCLB Glossary for details.

Student Achievement results are rounded to the nearest whole percent.

For grades 3-8, the 2011-12 assessment results are based on the State of Texas Assessments of Academic Readiness (STAAR) results at the TAKS-equivalency standard that was developed using the STAAR Bridge Study, including required changes due to the transition to the new assessment program. The 2010-11 assessment results are based on the Texas Assessment of Knowledge and Skills (TAKS) results at the Met Standard level.

Special formats ('*', '>99%', '<1%', 'n/a') are used in order to comply with the Family Educational Rights and Privacy Act (FERPA).

Questions regarding Part I of the NCLB Report Card should be directed to the Division of Performance Reporting. Contact us at (512) 463-9704 or performance.reporting@tea.state.tx.us.

Texas 2012 NCLB Report Card

Part I - Campus Level: Student Performance for Each District and Campus Compared to the State, Percent of Students Tested, Student Achievement by Proficiency Level, 2010-11, 2011-12*

February 1, 2013

For DOBIE M S (227901055) AUSTIN ISD

Portions of the NCLB Report Card (Part I, Part II, etc. or prior year information) may not appear when data are not reported.

* Asian, Pacific Islander and Two or More Races are not available for indicators that use the former race/ethnicity definitions. See the Texas NCLB Glossary for details.

Student Achievement results are rounded to the nearest whole percent.

For grades 3-8, the 2011-12 assessment results are based on the State of Texas Assessments of Academic Readiness (STAAR) results at the TAKS-equivalency standard that was developed using the STAAR Bridge Study, including required changes due to the transition to the new assessment program. The 2010-11 assessment results are based on the Texas Assessment of Knowledge and Skills (TAKS) results at the Met Standard level.

Special formats ('*', >99%, <1%, 'n/a') are used in order to comply with the Family Educational Rights and Privacy Act (FERPA).

Questions regarding Part I of the NCLB Report Card should be directed to the Division of Performance Reporting. Contact us at (512) 463-9704 or performance.reporting@tea.state.tx.us.

Texas 2012 NCLB Report Card

Part I - Campus Level: Student Performance for Each District and Campus Compared to the State, Percent of Students Tested, Student Achievement by Proficiency Level, 2010-11, 2011-12*

February 1, 2013

For DOBIE M S (227901055) AUSTIN ISD

--	--	--	--	--

Portions of the NCLB Report Card (Part I, Part II, etc. or prior year information) may not appear when data are not reported.

* Asian, Pacific Islander and Two or More Races are not available for indicators that use the former race/ethnicity definitions. See the Texas NCLB Glossary for details.

Student Achievement results are rounded to the nearest whole percent.

For grades 3-8, the 2011-12 assessment results are based on the State of Texas Assessments of Academic Readiness (STAAR) results at the TAKS-equivalency standard that was developed using the STAAR Bridge Study, including required changes due to the transition to the new assessment program. The 2010-11 assessment results are based on the Texas Assessment of Knowledge and Skills (TAKS) results at the Met Standard level.

Special formats ('*', '>99%', '<1%', 'n/a') are used in order to comply with the Family Educational Rights and Privacy Act (FERPA).


Questions regarding Part I of the NCLB Report Card should be directed to the Division of Performance Reporting. Contact us at (512) 463-9704 or performance.reporting@tea.state.tx.us.


Texas 2012 NCLB Report Card
 Part I - Campus Level: Student Performance for Each District
 Students Tested, Student Achievement by Proficiency Level

Compared to the State, Percent of

February 1, 2013

For DOBIE M S (227901055) AUSTIN ISD

									
	32.0	440.16	519.84	592.0	440.13	171.8	673.44	131.8	131.52



Portions of the NCLB Report Card (Part I, Part II, etc. or prior year information) may not appear when data are not reported.

* Asian, Pacific Islander and Two or More Races are not available for indicators that use the former race/ethnicity definitions. See the Texas NCLB Glossary for details.

Student Achievement results are rounded to the nearest whole percent.

For grades 3-8, the 2011-12 assessment results are based on the State of Texas Assessments of Academic Readiness (STAAR) results at the TAKS-equivalency standard that was developed using the STAAR Bridge Study, including required changes due to the transition to the new assessment program. The 2010-11 assessment results are based on the Texas Assessment of Skills (TAKS) results at the Met Standard level.

Special formats ('*', '>99%', '<1%', 'n/a') are used in order to comply with the Family Educational Rights and Privacy Act.

Questions regarding Part I of the NCLB Report Card should be directed to the Division of Performance Reporting. Contact us at (512) 463-9704 or performance.reporting@tea.state.tx.us.

Texas 2012 NCLB Report Card

Part I - Campus Level: Student Performance for Each District and Campus Compared to the State, Percent of Students Tested, Student Achievement by Proficiency Level, 2010-11, 2011-12*

February 1, 2013

For DOBIE M S (227901055) AUSTIN ISD

--	--	--	--	--	--	--

Portions of the NCLB Report Card (Part I, Part II, etc. or prior year information) may not appear when data are not reported.

* Asian, Pacific Islander and Two or More Races are not available for indicators that use the former race/ethnicity definitions. See the Texas NCLB Glossary for details.

Student Achievement results are rounded to the nearest whole percent.

For grades 3-8, the 2011-12 assessment results are based on the State of Texas Assessments of Academic Readiness (STAAR) results at the TAKS-equivalency standard that was developed using the STAAR Bridge Study, including required changes due to the transition to the new assessment program. The 2010-11 assessment results are based on the Texas Assessment of Knowledge and Skills (TAKS) results at the Met Standard level.

Special formats ('*', '>99%', '<1%', 'n/a') are used in order to comply with the Family Educational Rights and Privacy Act (FERPA).

Questions regarding Part I of the NCLB Report Card should be directed to the Division of Performance Reporting. Contact us at (512) 463-9704 or performance.reporting@tea.state.tx.us.

Texas 2012 NCLB Report Card

Part I - Campus Level: Student Performance for Each District and Campus Compared to the State, Percent of Students Tested, Student Achievement by Proficiency Level, 2010-11, 2011-12*

February 1, 2013

For DOBIE M S (227901055) AUSTIN ISD

Portions of the NCLB Report Card (Part I, Part II, etc. or prior year information) may not appear when data are not reported.

* Asian, Pacific Islander and Two or More Races are not available for indicators that use the former race/ethnicity definitions. See the Texas NCLB Glossary for details.

Student Achievement results are rounded to the nearest whole percent.

For grades 3-8, the 2011-12 assessment results are based on the State of Texas Assessments of Academic Readiness (STAAR) results at the TAKS-equivalency standard that was developed using the STAAR Bridge Study, including required changes due to the transition to the new assessment program. The 2010-11 assessment results are based on the Texas Assessment of Knowledge and Skills (TAKS) results at the Met Standard level.

Special formats ('*', >99%, <1%, 'n/a') are used in order to comply with the Family Educational Rights and Privacy Act (FERPA).

Questions regarding Part I of the NCLB Report Card should be directed to the Division of Performance Reporting. Contact us at (512) 463-9704 or performance.reporting@tea.state.tx.us.

Texas 2012 NCLB Report Card

Part I - Campus Level: Student Performance for Each District and Campus Compared to the State, Percent of Students Tested, Student Achievement by Proficiency Level, 2010-11, 2011-12*


February 1, 2013

For DOBIE M S (227901055) AUSTIN ISD

	Standard
--	----------

Portions of the NCLB Report Card (Part I, Part II, etc. or prior year information) may not appear when data are not reported.

* Asian, Pacific Islander and Two or More Races are not available for indicators that use the former race/ethnicity definitions. See the Texas NCLB Glossary for details.



to the nearest whole percent.

Results are based on the State of Texas Assessments of Academic Readiness (STAAR) results as developed using the STAAR Bridge Study, including required changes due to the . The 2010-11 assessment results are based on the Texas Assessment of Knowledge and level.

are used in order to comply with the Family Educational Rights and Privacy Act (FERPA).

Report Card should be directed to the Division of Performance Reporting. Contact us at @tea.state.tx.us.

Texas 2012 NCLB Report Card

Part I - Campus Level: Student Performance for Each District and Campus Compared to the State, Percent of Students Tested, Student Achievement by Proficiency Level, 2010-11, 2011-12*

February 1, 2013

For DOBIE M S (227901055) AUSTIN ISD

--	--	--	--	--	--

Portions of the NCLB Report Card (Part I, Part II, etc. or prior year information) may not appear when data are not reported.

* Asian, Pacific Islander and Two or More Races are not available for indicators that use the former race/ethnicity definitions. See the Texas NCLB Glossary for details.

Student Achievement results are rounded to the nearest whole percent.

For grades 3-8, the 2011-12 assessment results are based on the State of Texas Assessments of Academic Readiness (STAAR) results at the TAKS-equivalency standard that was developed using the STAAR Bridge Study, including required changes due to the transition to the new assessment program. The 2010-11 assessment results are based on the Texas Assessment of Knowledge and Skills (TAKS) results at the Met Standard level.

Special formats ('*', '>99%', '<1%', 'n/a') are used in order to comply with the Family Educational Rights and Privacy Act (FERPA).

Questions regarding Part I of the NCLB Report Card should be directed to the Division of Performance Reporting. Contact us at (512) 463-9704 or performance.reporting@tea.state.tx.us.

Texas 2012 NCLB Report Card

Part I - Campus Level: Student Performance for Each District and Campus Compared to the State, Percent of Students Tested, Student Achievement by Proficiency Level, 2010-11, 2011-12*

For DOBIE M S (227901055) AUSTIN ISD

--	--



Portions of the NCLB Report Card (Part I, Part II, etc. or

* Asian, Pacific Islander and Two or More Races are not included in the Texas NCLB Glossary for details.

Student Achievement results are rounded to the nearest whole percent.

For grades 3-8, the 2011-12 assessment results are based on the State of Texas Assessments of Academic Readiness (STAAR) results at the TAKS-equivalency standard that was developed using the STAAR Bridge Study, including required changes due to the transition to the new assessment program. The 2010-11 assessment results are based on the Texas Assessment of Knowledge and Skills (TAKS) results at the Met Standard level.

Special formats ('*', '>99%', '<1%', 'n/a') are used in order to comply with the Family Educational Rights and Privacy Act (FERPA).

Questions regarding Part I of the NCLB Report Card should be directed to the Division of Performance Reporting. Contact us at (512) 463-9704 or performance.reporting@tea.state.tx.us.

Texas 2012 NCLB Report Card

Part I - Campus Level: Student Performance for Each District and Campus Compared to the State, Percent of Students Tested, Student Achievement by Proficiency Level, 2010-11, 2011-12*

February 1, 2013

For DOBIE M S (227901055) AUSTIN ISD

Portions of the NCLB Report Card (Part I, Part II, etc. or prior year information) may not appear when data are not reported.

* Asian, Pacific Islander and Two or More Races are not available for indicators that use the former race/ethnicity definitions. See the Texas NCLB Glossary for details.

Student Achievement results are rounded to the nearest whole percent.

For grades 3-8, the 2011-12 assessment results are based on the State of Texas Assessments of Academic Readiness (STAAR) results at the TAKS-equivalency standard that was developed using the STAAR Bridge Study, including required changes due to the transition to the new assessment program. The 2010-11 assessment results are based on the Texas Assessment of Knowledge and Skills (TAKS) results at the Met Standard level.

Special formats ('*', >99%, <1%, 'n/a') are used in order to comply with the Family Educational Rights and Privacy Act (FERPA).

Questions regarding Part I of the NCLB Report Card should be directed to the Division of Performance Reporting. Contact us at (512) 463-9704 or performance.reporting@tea.state.tx.us.

Texas 2012 NCLB Report Card

Part I - Campus Level: Student Performance for Each District and Campus Compared to the State, Percent of Students Tested, Student Achievement by Proficiency Level, 2010-11, 2011-12*

February 1, 2013

For DOBIE M S (227901055) AUSTIN ISD

Campus	2010-11 % Tested	2010-11 Met Standard	2010-11 Exceeded Standard	2011-12 % Tested	2011-12 Met Standard	2011-12 Exceeded Standard	2011-12 Proficiency Level		
							Met Standard	Exceeded Standard	Not Tested

Portions of the NCLB Report Card (Part I, Part II, etc. or prior year information) may not appear when data are not reported.

* Asian, Pacific Islander and Two or More Races are not available for indicators that use the former race/ethnicity definitions. See the Texas NCLB Glossary for details.

Student Achievement results are rounded to the nearest whole percent.

For grades 3-8, the 2011-12 assessment results are based on the State of Texas Assessments of Academic Readiness (STAAR) results at the TAKS-equivalency standard that was developed using the STAAR Bridge Study, including required changes due to the transition to the new assessment program. The 2010-11 assessment results are based on the Texas Assessment of Knowledge and Skills (TAKS) results at the Met Standard level.

Special formats ('*', '>99%', '<1%', 'n/a') are used in order to comply with the Family Educational Rights and Privacy Act (FERPA).

Part I of the NCLB Report Card should be directed to the Division of Performance Reporting. Contact us at performance.reporting@tea.state.tx.us.

Texas 2012 NCLB Report Card

Part II a. - Campus Level: Comparison Between Student Achievement and the State Academic Expectations as Measured by Adequate Yearly Progress (AYP)*

February 1, 2013

For DOBIE M S (227901055) AUSTIN ISD

Portions of the NCLB Report Card (Part I, Part II, etc. or prior year information) may not appear when data are not reported.

* Asian, Pacific Islander and Two or More Races are not available for indicators that use the former race/ethnicity definitions. See the Texas NCLB Glossary for details.

Student Achievement results are rounded to the nearest whole percent. Additional Academic Indicators (Graduation and Attendance Rate) are rounded to the nearest one-tenth of a percent (one decimal place).

Special formats ('*', '>99%', '<1%', 'n/a') are used in order to comply with the Family Educational Rights and Privacy Act (FERPA).

Questions regarding Part II a. of the NCLB Report Card should be directed to the Division of Performance Reporting. Contact us at (512) 463-9704 or performance.reporting@tea.state.tx.us.

Student Achievement results are rounded to the nearest whole percent. Additional Academic Indicators (Graduation and Attendance Rate) are rounded to the nearest one-tenth of a percent (one decimal place).

Special formats ('*', >99%, <1%, 'n/a') are used in order to comply with the Family Educational Rights and Privacy Act (FERPA).

Questions regarding Part II a. of the NCLB Report Card should be directed to the Division of Performance Reporting. Contact us at (512) 463-9704 or performance.reporting@tea.state.tx.us.

Texas 2012 NCLB Report Card

Part II a. - Campus Level: Comparison Between Student Achievement and the State Academic Expectations as Measured by Adequate Yearly Progress (AYP)*

February 1, 2013

For DOBIE M S (227901055) AUSTIN ISD


Portions of the NCLB Report Card (Part I, Part II, etc. or prior year information) may not appear when data are not reported.

* Asian, Pacific Islander and Two or More Races are not available for indicators that use the former race/ethnicity definitions. See the Texas NCLB Glossary for details.

Student Achievement results are rounded to the nearest whole percent. Additional Academic Indicators (Graduation and Attendance Rate) are rounded to the nearest one-tenth of a percent (one decimal place).

Special formats ('*', '>99%', '<1%', 'n/a') are used in order to comply with the Family Educational Rights and Privacy Act (FERPA).

Questions regarding Part II a. of the NCLB Report Card should be directed to the Division of Performance Reporting. Contact us at (512) 463-9704 or performance.reporting@tea.state.tx.us.



Special formats ('*', >99%, <1%, 'n/a') are used in order to comply with the Family Educational Rights and Privacy Act (FERPA).

Questions regarding Part II a. of the NCLB Report Card should be directed to the Division of Performance Reporting. Contact us at (512) 463-9704 or performance.reporting@tea.state.tx.us.

Texas 2012 NCLB Report Card

Part III - Campus Level: Information on Adequate Yearly Progress (AYP) and School Improvement Program (SIP) for Districts and Campuses Receiving Title I, Part A funds

February 1, 2013

For DOBIE M S (227901055) AUSTIN ISD

Portions of the NCLB Report Card (Part I, Part II, etc. or prior year information) may not appear when data are not reported.

'n/a' indicates the district or school does not receive Title I, Part A funds.

Questions regarding Part III of the NCLB Report Card should be directed to the Division of Performance Reporting. Contact us at (512) 463-9704 or performance.reporting@tea.state.tx.us.

Texas 2012 NCLB Report Card

Part IV a. - Campus Level: Professional Qualifications of All Public Elementary and Secondary Teachers, As Defined by the State (Teacher Degree)

February 1, 2013

For DOBIE M S (227901055) AUSTIN ISD

Portions of the NCLB Report Card (Part I, Part II, etc. or prior year information) may not appear when data are not reported.

Percent of Teachers are rounded to the nearest one-tenth of a percent (one decimal place).

Percentages reported by Teacher Degree may not sum to 100% either due to rounding or because the category 'teachers with no degree' is not reported.

A dash (-) indicates data are not reported; 'n/a' indicates that the data are not available or applicable.

Questions regarding Part IV a. of the NCLB Report Card should be directed to the Division of Educator Standards & Certification, Fingerprinting. Contact us at (512) 936-9831 or espi@tea.state.tx.us.

Texas 2012 NCLB Report Card
Part IV b. - Campus Level: Percent of Public Elementary and Secondary Teachers With
Emergency/Provisional Credentials

February 2013

Portions of the NCLB Report Card (Part I, Part II, etc. or prior year information) may not appear when data are not reported.

Percent of Teachers are rounded to the nearest one-hundredth of a percent (two decimal places).

A dash (-) indicates data are not reported; 'n/a' indicates that the data are not available or applicable.

Questions regarding Part IV b. of the NCLB Report Card should be directed to the Division of Educator Standards & Certification, Fingerprinting. Contact us at (512) 936-9831 or espi@tea.state.tx.us.

Texas 2012 NCLB Report Card

Part IV c. - Campus Level: Percent of Classes Not Taught by Highly Qualified Teachers

February 1, 2013

For DOBIE M S (227901055) AUSTIN ISD

Portions of the NCLB Report Card (Part I, Part II, etc. or prior year information) may not appear when data are not reported.

Percent of Classes are rounded to the nearest one-hundredth of a percent (two decimal places).

A dash (-) indicates data are not reported; 'n/a' indicates that the data are not available or applicable.

Questions regarding Part IV c. of the NCLB Report Card should be directed to the Division of Educator Standards & Certification, Fingerprinting. Contact us at (512) 936-9831 or espi@tea.state.tx.us.