

## 2020-21 Texas Academic Performance Report (TAPR)

District Name: AUSTIN ISD

Campus Name: O HENRY MIDDLE

Campus Number: 227901047

2021 Accountability Rating: Not Rated: Declared State of Disaster


This page is intentionally blank.



Texas Education Agency  
2020-21 STAAR Performance (TAPR)  
O HENRY MIDDLE (227901047) - AUSTIN ISD - TRAVIS COUNTY

Due to the cancellation of spring 2020 STAAR, 2021 and 2019 STAAR data are shown.

	School Year	State	District	Campus	African American	Hispanic	White	American Indian	Asian	Pacific Islander	Two or More Races	Special Ed (Current)	Special Ed (Former)	Continuously Enrolled	Non-Continuously Enrolled		
--	-------------	-------	----------	--------	------------------	----------	-------	-----------------	-------	------------------	-------------------	----------------------	---------------------	-----------------------	---------------------------	--	--







Texas Education Agency  
2018-19 Progress (TAPR)  
O HENRY MIDDLE (227901047) - AUSTIN ISD - TRAVIS COUNTY

Due to the cancellation of spring 2020 STAAR, 2019 and 2018 progress data are shown.

School Year	State	District	Campus	African American	Hispanic	O HENRY MIDDLE (227901047) - AUSTIN ISD - TRAVIS COUNTY				
-------------	-------	----------	--------	------------------	----------	---	--	--	--	--







Texas Education Agency  
2020-21 STAAR Participation (TAPR)  
O HENRY MIDDLE (227901047) - AUSTIN ISD - TRAVIS COUNTY

Due to the cancellation of spring 2020 STAAR, 2021 and 2019 STAAR data are shown.

	State	District	Campus	African American	Hispanic	White	American Indian	Asian	Pacific Islander	Two or More Races	Special Ed (Current)	Special Ed (Former)	Continuously Enrolled	Non-Continuously Enrolled		
--	-------	----------	--------	------------------	----------	-------	-----------------	-------	------------------	-------------------	----------------------	---------------------	-----------------------	---------------------------	--	--

--	--	--	--	--	--	--	--	--	--	--	--	--	--	--	--	--

--	--	--	--	--	--	--	--	--	--	--	--	--	--	--	--	--

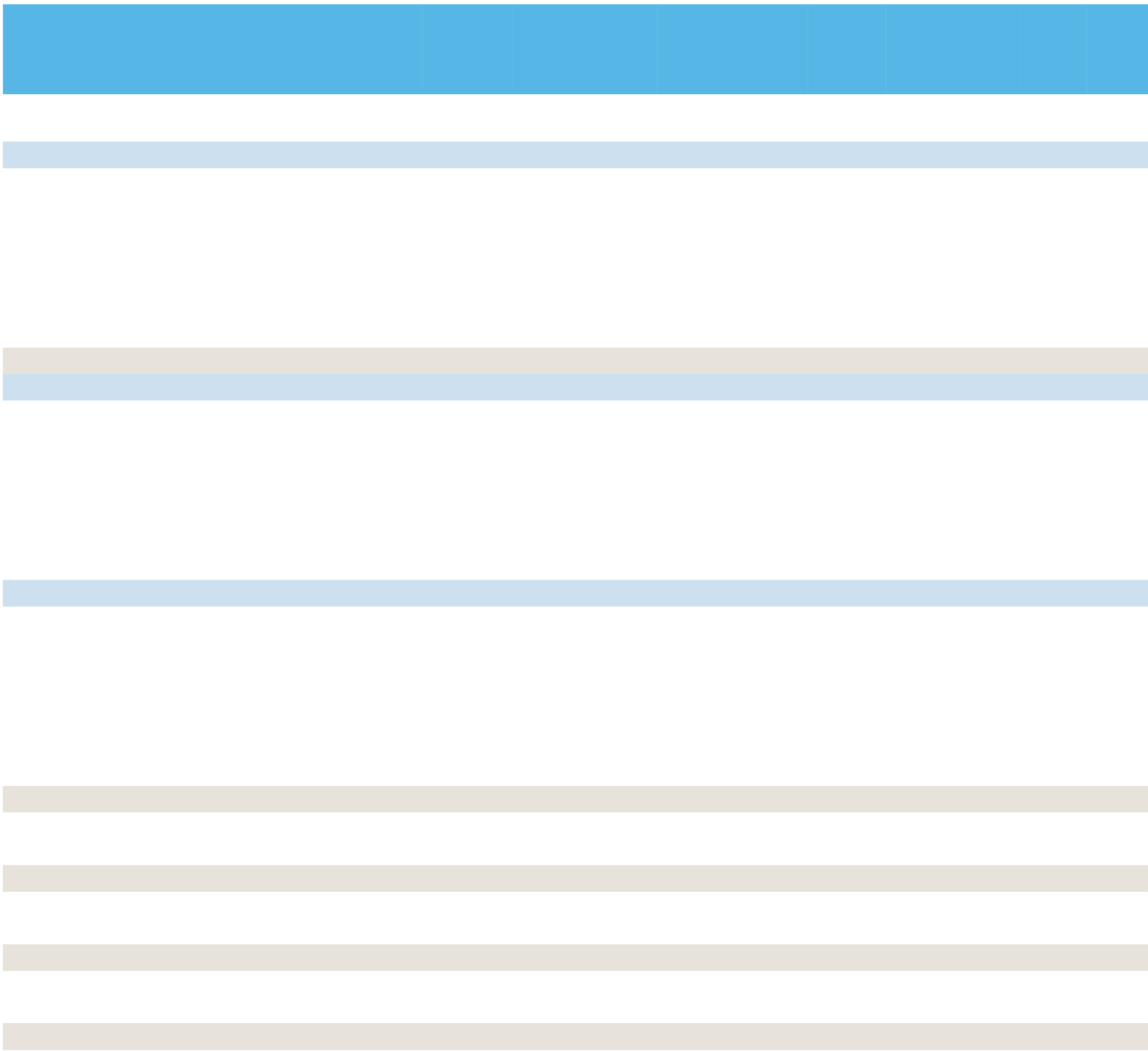
--	--	--	--	--	--	--	--	--	--	--	--	--	--	--	--	--

--	--	--	--	--	--	--	--	--	--	--	--	--	--	--	--	--

Education Agency  
 Attendance, and Dropout Rates (TAPR)  
 ) - AUSTIN ISD - TRAVIS COUNTY

	State	District	Campus	American Indian	Hispanic	White	American Indian	Asian	Pacific Islander	Two or More Races	Special Ed	Econ Disadv	EB/EL
<b>Attendance Rate</b>													
2019-20	98.3%	98.3%	99.0%	98.5%	98.6%	99.2%	* 99.4%	-	99.3%	98.1%	98.2%	98.5%	
2018-19	95.4%	95.0%	95.3%	94.9%	94.9%	95.6%	* 97.6%	*	95.1%	93.2%	93.5%	94.6%	
<b>Chronic Absenteeism</b>													
2019-20	6.7%	8.9%	4.9%	8.3%	7.6%	2.8%	* 6.3%	-	3.7%	11.6%	9.3%	8.2%	
2018-19	11.4%	13.2%	10.2%	22.2%	10.1%	9.4%	* 0.0%	*	12.9%	16.7%	18.3%	11.5%	
<b>Annual Dropout Rate (Gr 7-8)</b>													
2019-20	0.5%	0.5%	0.2%	0.0%	0.0%	0.0%	* 8.3%	-	0.0%	0.0%	0.6%	0.0%	
2018-19	0.4%	0.2%	0.3%	0.0%	0.4%	0.3%	* 0.0%						

Texas Education Agency  
2020-21 Attendance, Graduation, and Dropout Rates (TAPR)





2020-21 Attendance, Graduation, and Dropout Rates (TAPR)  
 O HENRY MIDDLE (227901047) - AUSTIN ISD - TRAVIS COUNTY

	State	District	Campus	African American	Hispanic	White	American Indian	Asian	Pacific Islander	Two or More Races	Special Ed	Econ Disadv	EB/EL
Class of 2020	83.5%	<b>91.2%</b>	-	-	-	-	-	-	-	-	-	-	-
Class of 2019	83.5%	90.3%	-	-	-	-	-	-	-	-	-	-	-
RHSP/DAP/FHSP-E/FHSP-DLA Graduates (Longitudinal Rate)													

Texas Education Agency  
 2020-21 Graduation Profile (TAPR)  
 O HENRY MIDDLE (227901047) - AUSTIN ISD - TRAVIS COUNTY

	Campus Count	Campus Percent	District Count	State Count
Graduates(2019-20 Annual Graduates)				
Total Graduates	-	-	4,530	360,220
By Ethnicity:				
African American	-	-	343	44,729
Hispanic	-	-	2,337	184,060
White	-	-	1,473	105,215
American Indian	-	-	6	1,226



There is no data for this campus.

Texas Education Agency  
2020-21 CCMR-Related Indicators (TAPR)  
O HENRY MIDDLE (227901047) - AUSTIN ISD - TRAVIS COUNTY

There is no data for this campus.




Texas Education Agency  
2020-21 Other Postsecondary Indicators (TAPR)  
O HENRY MIDDLE (227901047) - AUSTIN ISD - TRAVIS COUNTY

There is no data for this campus.

Texas Education Agency  
 2020-21 Student Information (TAPR)  
 O HENRY MIDDLE (227901047) - AUSTIN ISD - TRAVIS COUNTY

Student Information	Membership				Enrollment			
	Campus		District	State	Campus		District	State
	Count	Percent			Count	Percent		
Total Students	924	100.0%	74,725	5,359,040	924	100.0%	74,871	5,371,586
Students by Grade:								
Early Childhood Education	0	0.0%	0.2%	0.3%	0	0.0%	0.2%	0.4%
Pre-Kindergarten	0	0.0%	4.5%	3.7%	0	0.0%		



Texas Education Agency  
 2020-21 Student Information (TAPR)  
 O HENRY MIDDLE (227901047) - AUSTIN ISD - TRAVIS COUNTY

Student Information	Membership				Enrollment			
	Campus		District	State	Campus		District	State
	Count	Percent			Count	Percent		
Homeless	2	0.2%	0.8%	1.1%	2	0.2%	0.8%	1.1%
Immigrant	13	1.4%	6.4%	2.0%	13	1.4%	6.4%	2.0%
Migrant	0	0.0%	0.0%	0.3%	0	0.0%	0.0%	0.3%
Title I	2	0.2%	39.4%	64.5%	2	0.2%	39.4%	64.5%
Military Connected	8	0.9%	0.3%	2.7%	8	0.9%	0.3%	2.7%
At-Risk	354	38.3%	47.2%	49.2%	354	38.3%	47.2%	49.1%
Students by Instructional Program:								
Bilingual/ESL Education	80	8.7%	31.2%	21.0%	80	8.7%	31.2%	20.9%
Gifted and Talented Education	122	13.2%	12.3%	8.3%	122	13.2%	12.3%	8.3%
Special Education	128	13.9%	13.3%	11.1%	128	13.9%	13.4%	11.3%
Students with Disabilities by Type of Primary Disability:								
Total Students with Disabilities	128							
By Type of Primary Disability								
Students with Intellectual Disabilities	70	54.7%	50.1%	42.5%				
Students with Physical Disabilities	11	8.6%	18.3%	21.3%				
Students with Autism	12	9.4%	12.9%	14.1%				
Students with Behavioral Disabilities	35	27.3%	18.3%	20.6%				
Students with Non-Categorical Early Childhood	0	0.0%	0.4%	1.5%				

Texas Education Agency  
2020-21 Student Information (TAPR)  
O HENRY MIDDLE (227901047) - AUSTIN ISD - TRAVIS COUNTY

Student Information	--Non-Special Education Rates--			---Special Education Rates---		
	Campus	District	State	Campus	District	State
Retention Rates by Grade:						
Kindergarten	-	0.9%	1.4%	-	2.2%	4.8%
Grade 1	-	0.6%	1.9%	-	2.1%	3.2%
Grade 2	-	0.5%	1.0%	-	0.5%	1.4%
Grade 3	-	0.2%	0.5%	-	0.2%	0.6%
Grade 4	-	0.1%	0.3%	-	0.6%	0.4%
Grade 5	-	0.1%	0.2%	-	0.5%	0.3%
Grade 6	0.0%	0.0%	0.2%	0.0%	0.0%	0.3%
Grade 7	0.0%	0.2%	0.3%	0.0%	0.0%	0.3%
Grade 8	0.0%	0.0%	0.2%	0.0%	0.0%	0.4%
Grade 9	-	2.3%	4.7%	-	6.9%	7.8%

Class Size Averages by Grade and Subject  
(Derived from teacher responsibility records):

Class Size Information	Campus	District	State
Elementary:			
Kindergarten	-	17.1	17.7
Grade 1	-	17.4	18.0
Grade 2	-	16.4	18.0
Grade 3	-	16.4	18.2
Grade 4	-	17.0	18.3
Grade 5	-	21.0	19.8
Grade 6	25.7	19.5	19.4
Secondary:			
English/Language Arts	25.3	15.8	15.7
Foreign Languages	26.7	18.9	17.8
Mathematics	27.6	17.2	16.9
Science	29.5	19.0	17.9
Social Studies	29.5	18.2	18.3





Texas Education Agency  
2020-21 Staff Information (TAPR)  
O HENRY MIDDLE (227901047) - AUSTIN ISD - TRAVIS COUNTY

- Indicates there are no students in the group.
- \* Indicates results are masked due to small numbers to protect student confidentiality.
- \*\* When only one student disability or assessment group is masked, then the second smallest student disability or assessment group is masked regardless of size.
- n/a Indicates data reporting is not applicable for this group.
- ? Indicates that the data for this item were statistically improbable or were reported outside a reasonable range.

Link to: [PEIMS Financial Standard Reports 2019-20 Financial Actual Report](#)  
(To open link in a new window, press the "Ctrl" key and click on the link.)