

2020-21 Texas Academic Performance Report (TAPR)

District Name: AUSTIN ISD

Campus Name: CASIS EL

Campus Number: 227901112

2021 Accountability Rating: Not Rated: Declared State of Disaster

This page is intentionally blank.

Texas Education Agency
2020-21 STAAR Performance (TAPR)
CASIS EL (227901112) - AUSTIN ISD - TRAVIS COUNTY

Due to the cancellation of spring 2020 STAAR, 2021 and 2019 STAAR data are shown.

School Year	State	District	Campus	African American	Hispanic	White	American Indian	Asian	Pacific Islander	Two or More Races	Special Ed (Current)
-------------	-------	----------	--------	------------------	----------	-------	-----------------	-------	------------------	-------------------	----------------------

Texas Education Agency
 2020-21 STAAR Performance (TAPR)
 CASIS EL (227901112) - AUSTIN ISD - TRAVIS COUNTY

Due to the cancellation of spring 2020 STAAR, 2021 and 2019 STAAR data are shown.

	School Year	State	District	Campus	African American	Hispanic	White	American Indian	Asian	Pacific Islander	Two or More Races	Special Ed (Current)	Special Ed (Former)	Continuously Enrolled	Non-Continuously Enrolled	Econ Disadv	EB/EL (Current & Monitored)



Texas Education Agency
2020-21 STAAR Performance (TAPR)
CASIS EL (227901112) - AUSTIN ISD - TRAVIS COUNTY

Due to the cancellation of spring 2020 STAAR, 2021 and 2019 STAAR data are shown.

- * Indicates results are masked due to small numbers to protect student confidentiality.
- Indicates there are no students in the group.
- + Indicates that rates for reading and mathematics are based on the cumulative results from the first and second administrations of STAAR.

Texas Education Agency
2018-19 Progress (TAPR)
CASIS EL (227901112) - AUSTIN ISD - TRAVIS COUNTY

Due to the cancellation of spring 2020 STAAR, 2019 and 2018 progress data are shown.



Texas Education Agency
2020-21 Bilingual Education/English as a Second Language (Current EB Students/EL) (TAPR)
CASIS EL (227901112) - AUSTIN ISD - TRAVIS COUNTY



Due to the cancellation of spring 2020 STAAR, 2021 and 2019 STAAR data are shown.

- * Indicates results are masked due to small numbers to protect student confidentiality.
- Indicates there are no students in the group.
- Blank cell indicates there are no data available in the group.

Education Agency
 2020-2021 STAAR Participation (TAPR)
 CASIS EL (2279) - AUSTIN ISD - TRAVIS COUNTY

Due to the cancellation of school year 2020 STAAR, 2021 and 2019 STAAR data are shown.

	State	District	Campus	African American	White	American Indian	Asian	Pacific Islander	Two or More Races	Special Ed (Current)	Special Ed (Former)	Continuously Enrolled	Non-Continuously Enrolled	Econ Disadv	EB/EL (Current & Monitored)
2020 STAAR Participation (All Grades)															
All Tests															
Assessment Participant	88%	62%	89%	100%	93%	-	61%	-	87%	78%	82%	88%	91%	75%	58%
Included in Accountability	83%	58%	85%	100%	88%	-	45%	-	87%	78%	82%	88%	73%	75%	58%
Not Included in Accountability: Mobile	3%	2%	4%	0%	4%	-	16%	-	0%	0%	0%	0%	18%	0%	0%
Not Included in Accountability: Other Exclusions	1%	2%	0%	0%	0%	-	0%	-	0%	0%	0%	0%	0%	0%	0%
Not Tested	12%	38%	11%	0%	7%	-	39%	-	13%	22%	18%	12%	9%	25%	42%
Absent	2%	3%	1%	0%	1%	-	0%	-	0%	0%	0%	1%	1%	3%	0%
Other	10%	35%	10%	0%	6%	-	3%	-	0%	0%	0%	0%	0%	0%	0%
2019 STAAR Participation (All Grades)															
All Tests															



Texas Education Agency
 2020-21 Attendance, Graduation, and Dropout Rates (TAPR)
 CASIS EL (227901112) - AUSTIN ISD - TRAVIS COUNTY

	State	District	Campus	African American	Hispanic	White	American Indian	Asian	Pacific Islander	Two or More Races	Special Ed	Econ Disadv	EB/EL
Class of 2020	83.5%	91.2%	-	-	-								

Texas Education Agency
 2020-21 Graduation Profile (TAPR)
 CASIS EL (227901112) - AUSTIN ISD - TRAVIS COUNTY

	Campus Count	Campus Percent	District Count	State Count
Graduates(2019-20 Annual Graduates)				
Total Graduates	-	-	4,530	360,220
By Ethnicity:				
African American	-	-	343	44,729
Hispanic	-	-	2,337	184,060
White	-	-	1,473	105,215
American Indian	-	-	1,473	1,473



There is no data for this campus.

Texas Education Agency
2020-21 CCMR-Related Indicators (TAPR)
CASIS EL (227901112) - AUSTIN ISD - TRAVIS COUNTY


There is no data for this campus.

Texas Education Agency
2020-21 Other Postsecondary Indicators (TAPR)
CASIS EL (227901112) - AUSTIN ISD - TRAVIS COUNTY

There is no data for this campus.

Texas Education Agency
 2020-21 Student Information (TAPR)
 CASIS EL (227901112) - AUSTIN ISD - TRAVIS COUNTY

Student Information	Membership				Enrollment			
	Campus		District	State	Campus		District	State
	Count	Percent			Count	Percent		
Homeless	3	0.5%	0.8%	1.1%	3	0.5%	0.8%	1.1%
Immigrant	7	1.2%	6.4%	2.0%	7	1.2%	6.4%	2.0%
Migrant	0	0.0%	0.0%	0.3%	0	0.0%	0.0%	0.3%
Title I	3	0.5%	39.4%	64.5%	3	0.5%	39.4%	64.5%
Military Connected	2	0.4%	0.3%	2.7%	2	0.4%	0.3%	2.7%
At-Risk	45	7.9%	47.2%	49.2%	45	7.9%	47.2%	49.1%
Bilingual/ESL Education	10	1.8%	31.2%	21.0%	10	1.8%	31.2%	20.9%
Gifted and Talented Education	29	5.1%	12.3%					



Texas Education Agency
 2020-21 Student Information (TAPR)
 CASIS EL (227901112) - AUSTIN ISD - TRAVIS COUNTY

Student Information	--Non-Special Education Rates--			---Special Education Rates---		
	Campus	District	State	Campus	District	State
Retention Rates by Grade:						
Kindergarten	0.0%	0.9%	1.4%	0.0%	2.2%	4.8%
Grade 1	0.0%	0.6%	1.9%	0.0%	2.1%	3.2%
Grade 2	0.0%	0.5%	1.0%	0.0%	0.5%	1.4%
Grade 3	0.0%	0.2%	0.5%	0.0%	0.2%	0.6%

Texas Education Agency
 2020-21 Staff Information (TAPR)
 CASIS EL (227901112) - AUSTIN ISD - TRAVIS COUNTY

Staff Information	----- Campus -----			
	Count/Average	Percent	District	State
Total Staff	56.0	100.0%	100.0%	100.0%
Professional Staff:	49.0	87.5%	64.7%	64.3%
Teachers	45.0	80.4%	50.3%	49.6%
Professional Support	2.0	3.6%	10.9%	10.6%
Campus Administration (School Leadership)	2.0	3.6%	3.0%	3.0%
Educational Aides:	7.0	12.5%	9.3%	10.6%
Librarians and Counselors (Headcount):				
Full-time Librarians	1.0	n/a	97.0	4,290.0
Part-time Librarians	0.0	n/a	12.0	582.0
Full-time Counselors	1.0	n/a	212.0	13,211.0
Part-time Counselors	0.0	n/a	11.0	1,126.0
Total Minority Staff:	13.0	23.2%	56.7%	51.5%
Teachers by Ethnicity:				
African American	1.0	2.2%	5.9%	11.1%
Hispanic	6.0	13.4%	33.4%	28.4%
White	34.0	75.5%	56.3%	56.9%
American Indian	0.0	0.0%	0.3%	0.3%
Asian	3.0	6.7%	2.6%	1.8%
Pacific Islander	0.0	0.0%	0.1%	0.2%

Teachers

Texas Education Agency
 2020-21 Staff Information (TAPR)
 CASIS EL (227901112) - AUSTIN ISD - TRAVIS COUNTY

Staff Information	----- Campus -----		District	State
	Count/Average	Percent		
Number of Students per Teacher	12.6	n/a	13.6	14.5



Texas Education Agency
2020-21 Staff Information (TAPR)
CASIS EL (227901112) - AUSTIN ISD - TRAVIS COUNTY

- Indicates there are no students in the group.
- * Indicates results are masked due to small numbers to protect student confidentiality.
- ** When only one student disability or assessment group is masked, then the second smallest student disability or assessment group is masked regardless of size.
- n/a Indicates data reporting is not applicable for this group.
- ? Indicates that the data for this item were statistically improbable or were reported outside a reasonable range.

Link to: [PEIMS Financial Standard Reports 2019-20 Financial Actual Report](#)
(To open link in a new window, press the "Ctrl" key and click on the link.)