

2020-21 Texas Academic Performance Report (TAPR)

District Name: AUSTIN ISD

Campus Name: DAWSON EL

Campus Number: 227901114

2021 Accountability Rating: Not Rated: Declared State of Disaster

This page is intentionally blank.



Texas Education Agency
2020-21 STAAR Performance (TAPR)
DAWSON EL (227901114) - AUSTIN ISD - TRAVIS COUNTY

Due to the cancellation of spring 2020 STAAR, 2021 and 2019 STAAR data are shown.

School Year	State	District	Campus
-------------	-------	----------	--------

Texas Education Agency
2020-21 STAAR Performance (TAPR)
DAWSON EL (227901114) - AUSTIN ISD - TRAVIS COUNTY

Due to the cancellation of spring 2020 STAAR, 2021 and 2019 STAAR data are shown.

- * Indicates results are masked due to small numbers to protect student confidentiality.
- Indicates there are no students in the group.
- + Indicates that rates for reading and mathematics are based on the cumulative results from the first and second administrations of STAAR.

Texas Education Agency
 2018-19 Progress (TAPR)
 DAWSON EL (227901114) - AUSTIN ISD - TRAVIS COUNTY

Due to the cancellation of spring 2020 STAAR, 2019 and 2018 progress data are shown.

	School Year	State	District	Campus	African American	Hispanic	White	American Indian	Asian	Pacific Islander	Two or More Races						




Texas Education Agency
2020-21 Bilingual Education/English as a Second Language (Current EB Students/EL) (TAPR)
DAWSON EL (227901114) - AUSTIN ISD - TRAVIS COUNTY

Due to the cancellation of spring 2020 STAAR, 2021 and 2019 STAAR data are shown.

- * Indicates results are masked due to small numbers to protect student confidentiality.
- Indicates there are no students in the group.
- Blank cell indicates there are no data available in the group.

Texas Education Agency
 2020-21 Attendance, Graduation, and Dropout Rates (TAPR)
 DAWSON EL (227901114) - AUSTIN ISD - TRAVIS COUNTY

	State	District	Campus	African American	Hispanic	White	American Indian	Asian	Pacific Islander	Two or More Races	Special Ed	Econ Disadv	
--	-------	----------	--------	------------------	----------	-------	-----------------	-------	------------------	-------------------	------------	-------------	--





Texas Education Agency
 2020-21 Graduation Profile (TAPR)
 DAWSON EL (227901114) - AUSTIN ISD - TRAVIS COUNTY

	Campus Count	Campus Percent	District Count	State Count
Graduatesf(2019-20 Annual Graduates)				
Total Graduates	-	-	4,530	360,220
By Ethnicity:				
African American	-	-	343	44,729
Hispanic	-	-	2,337	184,060
White	-	-	1,473	105,215
American Indian	-	-	6	1,226
Asian	-	-	241	17,126



Texas Education Agency
2020-21 College, Career, and Military Readiness (CCMR) (TAPR)
DAWSON EL (227901114) - AUSTIN ISD - TRAVIS COUNTY

Texas Education Agency
2020-21 CCMR-Related Indicators (TAPR)
DAWSON EL (227901114) - AUSTIN ISD - TRAVIS COUNTY


There is no data for this campus.

Texas Education Agency
2020-21 Other Postsecondary Indicators (TAPR)
DAWSON EL (227901114) - AUSTIN ISD - TRAVIS COUNTY

There is no data for this campus.

Texas Education Agency
2020-21 Student Information (TAPR)





0.0%

0.0%

31.2%




42.2%

20.9%

12.3%

8.3%

22.7%




Texas Education Agency
 2020-21 Student Information (TAPR)
 DAWSON EL (227901114) - AUSTIN ISD - TRAVIS COUNTY

Student Information	--Non-Special Education Rates--			---Special Education Rates---		
	Campus	District	State	Campus	District	State
Retention Rates by Grade:						
Kindergarten	0.0%	0.9%	1.4%	0.0%	2.2%	4.8%
Grade 1	2.4%	0.6%	1.9%	0.0%	2.1%	3.2%
Grade 2	0.0%	0.5%	1.0%	0.0%	0.5%	1.4%
Grade 3	0.0%	0.2%	0.5%	0.0%	0.2%	0.6%
Grade 4	0.0%	0.1%	0.3%	0.0%	0.6%	0.4%
Grade 5	0.0%	0.1%	0.2%	0.0%	0.5%	0.3%
Grade 6	-	0.0%	0.2%	-	0.0%	0.3%
Grade 7	-	0.2%	0.3%	-	0.0%	0.3%
Grade 8	-	0.0%	0.2%	-	0.0%	0.4%
Grade 9	-	2.3%	4.7%	-	6.9%	7.8%

Class Size Averages by Grade and Subject
 (Derived from teacher responsibility records):

Class Size Information	Campus	District	State
Elementary:			
Kindergarten	12.5	17.1	17.7
Grade 1	17.5	17.4	18.0
Grade 2	19.0	16.4	18.0
Grade 3	11.0	16.4	18.2
Grade 4	23.0	17.0	18.3
Grade 5	21.1	20.0	20.0



Texas Education Agency
2020-21 Staff Information (TAPR)
DAWSON EL (227901114) - AUSTIN ISD - TRAVIS COUNTY

Staff Information	----- Campus -----			
	Count/Average	Percent	District	State
Total Staff	44.2	100.0%	100.0%	100.0%
Professional Staff:	33.2	75.1%	64.7%	64.3%
Teachers	29.2	66.1%	50.3%	49.6%
Professional Support	2.0	4.5%	10.9%	10.6%
Campus Administration (School Leadership)	2.0	4.5%	3.0%	3.0%
Educational Aides:	11.0	24.9%	9.3%	10.6%
Librarians and Counselors (Headcount):				
Full-time Librarians	1.0	n/a	97.0	4,290.0
Part-time Librarians	0.0	n/a	12.0	582.0
Full-time Counselors	1.0	n/a	212.0	13,211.0
Part-time Counselors	0.0	n/a	11.0	1,126.0
Total Minority Staff:	27.1	61.3%	56.7%	51.5%
Teachers by Ethnicity:				
African American	2.0	6.8%	5.9%	11.1%
Hispanic	11.1	38.0%	33.4%	28.4%
White	15.1	51.7%	56.3%	56.9%
American Indian	0.0	0.0%	0.3%	0.3%
Asian	1.0	3.4%	2.6%	1.8%
Pacific Islander	0.0	0.0%	0.1%	0.2%
Two or More Races	0.0	0.0%	1.3%	1.2%
Teachers by Sex:				
Males	2.7	9.3%	25.6%	23.8%
Females	26.5	90.7%	74.4%	76.2%
Teachers by Highest Degree Held:				
No Degree	1.0	3.4%	0.8%	1.2%
Bachelors	20.8	71.2%	68.8%	73.0%
Masters	7.4	25.4%	29.6%	25.0%
Doctorate	0.0	0.0%	0.7%	0.7%
Teachers by Years of Experience:				
Beginning Teachers	2.0	6.8%	6.3%	6.7%
1-5 Years Experience	5.0	17.1%	30.0%	27.8%
6-10 Years Experience	11.7	40.1%	21.3%	20.3%
11-20 Years Experience	7.8	26.7%	26.9%	29.1%
21-30 Years Experience	1.7	5.8%	12.3%	13.0%
Over 30 Years Experience	1.0	3.4%	3.3%	3.1%

Texas Education Agency
 2020-21 Staff Information (TAPR)
 DAWSON EL (227901114) - AUSTIN ISD - TRAVIS COUNTY

	----- Campus -----			
Staff Information	Count/Average	Percent	District	State
Number of Students per Teacher	10.5	n/a	13.6	14.5

	Campus	District	State
Experience of Campus Leadership:			
Average Years Experience of Principals	7.0	6.4	6.4
Average Years Experience of Principals with District	7.0	6.1	5.5
Average Years Experience of Assistant Principals	13.0	5.5	5.5
Average Years Experience of Assistant Principals with District	13.0	5.1	4.8
Average Years Experience of Teachers:			
Average Years Experience of Teachers:	10.8	10.7	11.2
Average Years Experience of Teachers with District:	9.1	8.3	7.2
Average Teacher Salary by Years of Experience (regular duties only):			

Texas Education Agency
2020-21 Staff Information (TAPR)
DAWSON EL (227901114) - AUSTIN ISD - TRAVIS COUNTY

- Indicates there are no students in the group.
- * Indicates results are masked due to small numbers to protect student confidentiality.
- ** When only one student disability or assessment group is masked, then the second smallest student disability or assessment group is masked regardless of size.
- n/a Indicates data reporting is not applicable for this group.
- ? Indicates that the data for this item were statistically improbable or were reported outside a reasonable range.

Link to: [PEIMS Financial Standard Reports 2019-20 Financial Actual Report](#)
(To open link in a new window, press the "Ctrl" key and click on the link.)