



2020-21 Texas Academic Performance Report (TAPR)

District Name: AUSTIN ISD

Campus Name: LEE EL

Campus Number: 227901121

2021 Accountability Rating: Not Rated: Declared State of Disaster



Texas Education Agency
2020-21 STAAR Performance (TAPR)
LEE EL (227901121) - AUSTIN ISD - TRAVIS COUNTY

Due to the cancellation of spring 2020 STAAR, 2021 and 2019 STAAR data are shown.



School Year	State	District	Campus	African American	Hispanic	White	American Indian	Asian
-------------	-------	----------	--------	------------------	----------	-------	-----------------	-------



Texas Education Agency
2020-21 Bilingual Education/English as a Second Language (Current EB Students/EL) (TAPR)
LEE EL (227901121) - AUSTIN ISD - TRAVIS COUNTY

Due to the cancellation of spring 2020 STAAR, 2021 and 2019 STAAR data are shown.

- * Indicates results are masked due to small numbers to protect student confidentiality.
- Indicates there are no students in the group.
- Blank cell indicates there are no data available in the group.



Texas Education Agency
 2020-21 Attendance, Graduation, and Dropout Rates (TAPR)
 LEE EL (227901121) - AUSTIN ISD - TRAVIS COUNTY

	State	District	Campus	African American	Hispanic	White	American Indian	Asian	Pacific Islander	Two or More Races	Special Ed	Econ Disadv	EB/EL
Class of 2020	83.5%	91.2%	-	-	-	-	-	-	-	-	-	-	-
Class of 2019	83.5%	90.3%	-	-	-	-	-	-	-	-	-	-	-
RHSP/DAP/FHSP-E/FHSP-DLA Graduates (Longitudinal Rate)													
Class of 2020	87.8%	93.7%	-	-	-	-	-	-	-	-	-	-	-
Class of 2019	87.6%	92.3%	-	-	-	-	-	-	-	-	-	-	-
RHSP/DAP Graduates (Annual Rate)													
2019-20	38.6%	2.8%	-	-	-	-	-	-	-	-	-	-	-
2018-19	32.7%	6.4%	-	-	-	-	-	-	-	-	-	-	-
FHSP-E Graduates (Annual Rate)													
2019-20	4.4%	2.8%	-	-	-	-	-	-	-	-	-	-	-
2018-19	4.4%	2.0%	-	-	-	-	-	-	-	-	-	-	-
FHSP-DLA Graduates (Annual Rate)													
2019-20	81.8%	89.4%	-	-	-	-	-	-	-	-	-	-	-
2018-19	82.1%	88.2%	-	-	-	-	-	-	-	-	-	-	-
RHSP/DAP/FHSP-E/FHSP-DLA Graduates (Annual Rate)													
2019-20	85.8%	91.4%	-	-	-	-	-	-	-	-	-	-	-
2018-19	85.9%	89.3%	-	-	-	-	-	-	-	-	-	-	-

Texas Education Agency
 2020-21 Graduation Profile (TAPR)
 LEE EL (227901121) - AUSTIN ISD - TRAVIS COUNTY

	Campus Count	Campus Percent	District Count	State Count
Graduatesf(2019-20 Annual Graduates)				
Total Graduates	-	-		



There is no data for this campus.

Texas Education Agency
2020-21 CCMR-Related Indicators (TAPR)
LEE EL (227901121) - AUSTIN ISD - TRAVIS COUNTY

There is no data for this campus.


Texas Education Agency
 2020-21 Student Information (TAPR)
 LEE EL (227901121) - AUSTIN ISD - TRAVIS COUNTY

Student Information	Membership				Enrollment			
	Campus		District	State	Campus		District	State
	Count	Percent			Count	Percent		
Total Students	420	100.0%	74,725	5,359,040	420	100.0%	74,871	5,371,586
Students by Grade:								
Early Childhood Education	0	0.0%	0.2%	0.3%	0	0.0%	0.2%	0.4%
Pre-Kindergarten	0	0.0%	4.5%	3.7%	0	0.0%	4.5%	3.7%
Kindergarten	69	16.4%	7.6%	6.7%	69	16.4%	7.6%	6.7%
Grade 1	61							



Texas Education Agency
 2020-21 Student Information (TAPR)
 LEE EL (227901121) - AUSTIN ISD - TRAVIS COUNTY

Student Information	--Non-Special Education Rates--			---Special Education Rates---		
	Campus	District	State	Campus	District	State
Retention Rates by Grade:						
Kindergarten	5.0%	0.9%	1.4%	0.0%	2.2%	4.8%
Grade 1	0.0%	0.6%	1.9%	0.0%	2.1%	3.2%
Grade 2	0.0%	0.5%	1.0%	0.0%	0.5%	1.4%
Grade 3	0.0%	0.2%	0.5%	0.0%	0.2%	0.6%
Grade 4	0.0%	0.1%	0.3%	0.0%	0.6%	0.4%



Texas Education Agency
2020-21 Staff Information (TAPR)
LEE EL (227901121) - AUSTIN ISD - TRAVIS COUNTY

	----- Campus -----

Texas Education Agency
2020-21 Staff Information (TAPR)
LEE EL (227901121) - AUSTIN ISD - TRAVIS COUNTY

- Indicates there are no students in the group.
- * Indicates results are masked due to small numbers to protect student confidentiality.
- ** When only one student disability or assessment group is masked, then the second smallest student disability or assessment group is masked regardless of size.
- n/a Indicates data reporting is not applicable for this group.
- ? Indicates that the data for this item were statistically improbable or were reported outside a reasonable range.

Link to: [PEIMS Financial Standard Reports 2019-20 Financial Actual Report](#)
(To open link in a new window, press the "Ctrl" key and click on the link.)