

2020-21 Texas Academic Performance Report (TAPR)

District Name: AUSTIN ISD

Campus Name: CLAYTON EL

Campus Number: 227901184


2021 Accountability Rating: Not Rated: Declared State of Disaster

This page is intentionally blank.

Texas Education Agency
2020-21 STAAR Performance (TAPR)
CLAYTON EL (227901184) - AUSTIN ISD - TRAVIS COUNTY

Due to the cancellation of spring 2020 STAAR, 2021 and 2019 STAAR data are shown.

- * Indicates results are masked due to small numbers to protect student confidentiality.
- Indicates there are no students in the group.
- + Indicates that rates for reading and mathematics are based on the cumulative results from the first and second administrations of STAAR.

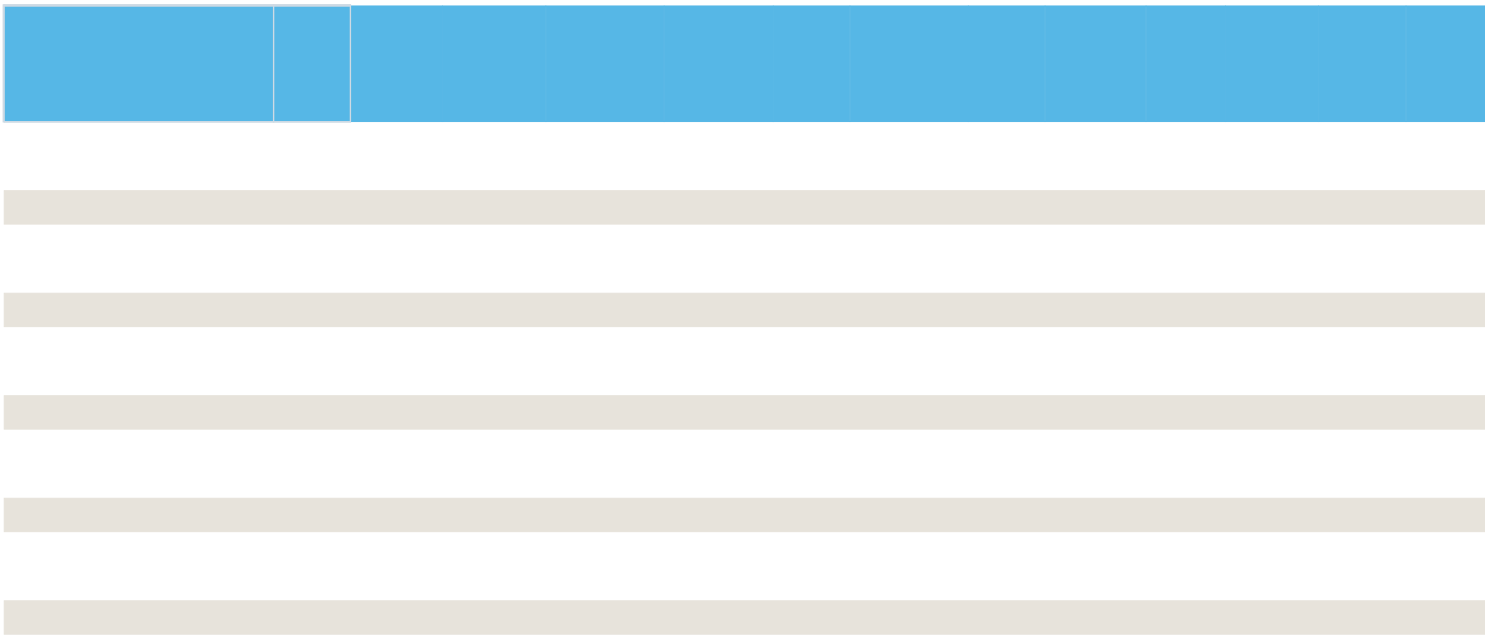


Texas Education Agency
 2020-21 STAAR Participation (TAPR)
 CLAYTON EL (227901184) - AUSTIN ISD - TRAVIS COUNTY

Due to the cancellation of spring 2020 STAAR, 2021 and 2019 STAAR data are shown.

	State	District	Campus	African American	Hispanic	White	American Indian	Asian	Pacific Islander	Two or More Races	Special Ed (Current)	Special Ed (Former)	Continuously Enrolled	Non-Continuously Enrolled	Econ Disadv	EB/EL (Current & Monitored)
2021 STAAR Participation (All Grades)																
All Tests																

Texas Education Agency
2020-21 Attendance, Graduation, and Dropout Rates (TAPR)
CLAYTON EL (227901184) - AUSTIN ISD - TRAVIS COUNTY



Texas Education Agency
 2020-21 Graduation Profile (TAPR)
 CLAYTON EL (227901184) - AUSTIN ISD - TRAVIS COUNTY

	Campus Count	Campus Percent	District Count	State Count
Graduatesf(2019-20 Annual Graduates)				
Total Graduates	-	-	4,530	360,220
By Ethnicity:				
African American	-	-	343	44,729
Hispanic	-	-	2,337	184,060
White	-	-	1,473	105,215
American Indian	-	-	6	1,226
Asian	-	-	241	17,126
Pacific Islander	-	-	4	557
Two or More Races	-	-	126	7,307
By Graduation Type:				
Minimum H.S. Program	-	-	35	1,512
Recommended H.S. Program/Distinguished Achievement Program	-	-	1	952
Foundation H.S. Program (No Endorsement)	-	-	353	49,535
Foundation H.S. Program (Endorsement)	-	-	125	15,689
Foundation H.S. Program (DLA)	-	-	4,016	292,532
Special Education Graduates	-	-	440	29,018
Economically Disadvantaged Graduates	-	-	1,836	187,187
Emergent Bilingual (EB)/English Learner (EL) Graduates	-	-	561	29,639
At-Risk Graduates	-	-	1,588	148,836

Texas Education Agency
2020-21 College, Career, and Military Readiness (CCMR) (TAPR)
CLAYTON EL (227901184) - AUSTIN ISD - TRAVIS COUNTY

There is no data for this campus.

Texas Education Agency
2020-21 CCMR-Related Indicators (TAPR)
CLAYTON EL (227901184) - AUSTIN ISD - TRAVIS COUNTY


There is no data for this campus.

Texas Education Agency
2020-21 Other Postsecondary Indicators (TAPR)
CLAYTON EL (227901184) - AUSTIN ISD - TRAVIS COUNTY


There is no data for this campus.

Texas Education Agency
2020-21 Student Information (TAPR)
CLAYTON EL (227901184) - AUSTIN ISD - TRAVIS COUNTY

	Membership		Enrollment	
	Campus		Campus	
Student Information				



Enrollment	
Campus	
State	Count P
1.1%	0
2.0%	



Texas Education Agency
2020-21 Student Information (TAPR)
CLAYTON EL (227901184) - AUSTIN ISD - TRAVIS COUNTY

Student Information	--Non-Special Education Rates--			---Special Education Rates---		
	Campus	District	State	Campus	District	State
Retention Rates by Grade:						
Kindergarten	1.1%	0.9%	1.4%	8.3%	2.2%	4.8%
Grade 1	0.0%	0.6%	1.9%	0.0%	2.1%	3.2%
Grade 2	0.0%	0.5%	1.0%	0.0%	0.5%	1.4%
Grade 3	0.0%	0.2%	0.5%	0.0%	0.2%	0.6%
Grade 4	0.0%	0.1%	0.3%	0.0%	0.6%	0.4%
Grade 5	0.0%	0.1%	0.2%	4.8%	0.5%	0.3%
Grade 6	-	0.0%	0.2%	-	0.0%	0.3%
Grade 7	-	0.2%	0.3%	-	0.0%	0.3%
Grade 8	-	0.0%	0.2%	-	0.0%	0.4%
Grade 9	-	2.3%	4.7%	-	6.9%	7.8%

Class Size Averages by Grade and Subject
(Derived from teacher responsibility records):

Class Size Information	Campus	District	State
Elementary:			
Kindergarten	20.0	17.1	17.7
Grade 1	16.9	17.4	18.0
Grade 2	16.8	16.4	18.0
Grade 3	16.7	16.4	18.2
Grade 4	18.5	17.0	18.3
Grade 5	25.5	21.0	19.8
Grade 6	-	19.5	19.4
Secondary:			
English/Language Arts	-	15.8	15.7
Foreign Languages	-	18.9	17.8
Mathematics	-	17.2	16.9
Science	-	19.0	17.9
Social Studies	-	18.2	18.3

Texas Education Agency
 2020-21 Staff Information (TAPR)
 CLAYTON EL (227901184) - AUSTIN ISD - TRAVIS COUNTY

Staff Information	----- Campus -----			
	Count/Average	Percent	District	State
Total Staff	66.3	100.0%	100.0%	100.0%
Professional Staff:	55.3	83.4%	64.7%	64.3%
Teachers	51.3	77.4%	50.3%	49.6%
Professional Support	2.0	3.0%	10.9%	10.6%
Campus Administration (School Leadership)	2.0	3.0%	3.0%	3.0%
Educational Aides:	11.0	16.6%	9.3%	10.6%
Librarians and Counselors (Headcount):				
Full-time Librarians	1.0	n/a	97.0	4,290.0
Part-time Librarians	0.0	n/a	12.0	582.0
Full-time Counselors	1.0	n/a	212.0	13,211.0

