

# 2020-21 Texas Academic Performance Report (TAPR)

District Name: AUSTIN ISD

Campus Name: GUERRERO THOMPSON

Campus Number: 227901186

2021 Accountability Rating: Not Rated: Declared State of Disaster

This page is intentionally blank.







Texas Education Agency  
2020-21 STAAR Performance (TAPR)  
GUERRERO THOMPSON (227901186) - AUSTIN ISD - TRAVIS COUNTY

Due to the cancellation of spring 2020 STAAR, 2021 and 2019 STAAR data are shown.

- \* Indicates results are masked due to small numbers to protect student confidentiality.
- Indicates there are no students in the group.
- + Indicates that rates for reading and mathematics are based on the cumulative results from the first and second administrations of STAAR.



Texas Education Agency  
 2020-21 Bilingual Education/English as a Second Language (Current EB Students/EL) (TAPR)  
 GUERRERO THOMPSON (227901186) - AUSTIN ISD - TRAVIS COUNTY

Due to the cancellation of spring 2020 STAAR, 2021 and 2019 STAAR data are shown.

ALP	School Year	State	District	Campus	Total Bilingual Education	BE-Trans Early Exit	BE-Trans Late Exit	BE-Trans Two-Way	BE-Trans One-Way	ALP (Exception)	ESL Based	ESL Pull-Out	ALP (Waiver)	EB/EL with Denial	EB/EL	Total (Current)	Monitored & For Bid



Texas Education Agency  
2020-21 Bilingual Education/English as a Second Language (Current EB Students/EL) (TAPR)  
GUERRERO THOMPSON (227901186) - AUSTIN ISD - TRAVIS COUNTY

Due to the cancellation of spring 2020 STAAR, 2021 and 2019 STAAR data are shown.


- \* Indicates results are masked due to small numbers to protect student confidentiality.
- Indicates there are no students in the group.
- Blank cell indicates there are no data available in the group.

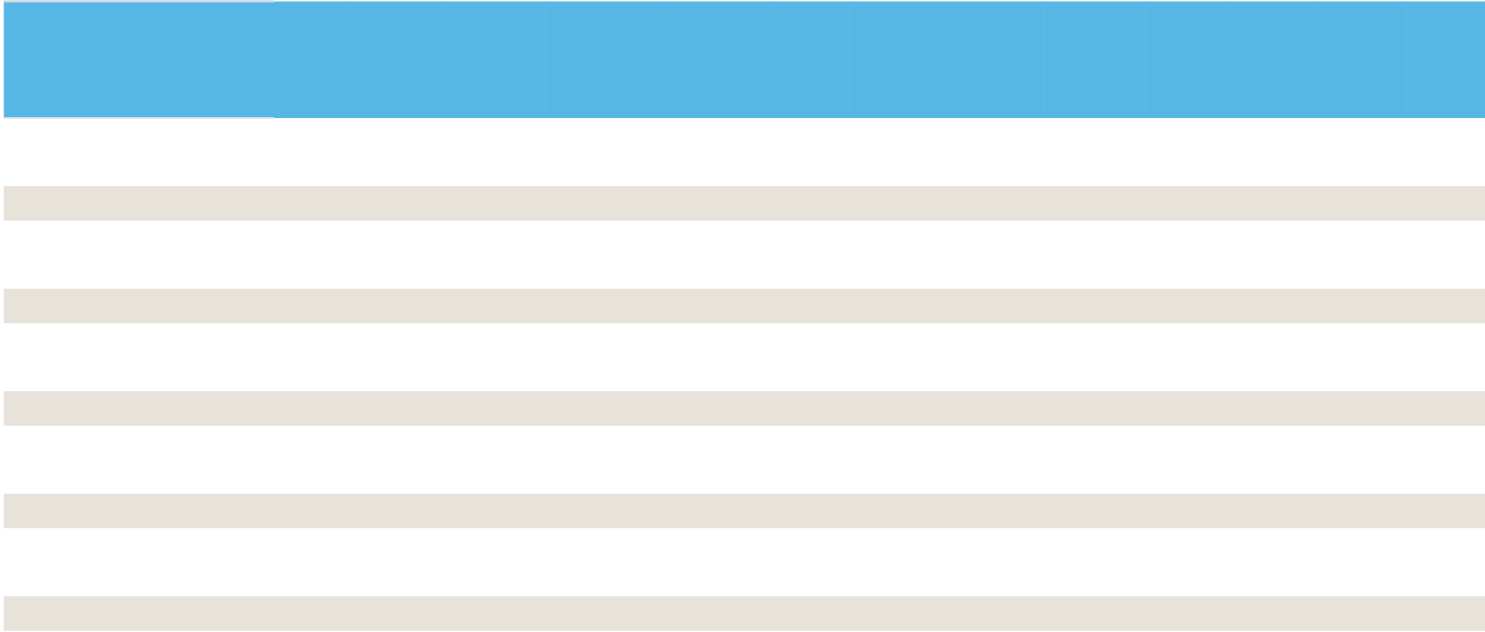




Texas Education Agency  
 2020-21 Attendance, Graduation, and Dropout Rates (TAPR)  
 GUERRERO THOMPSON (227901186) - AUSTIN ISD - TRAVIS COUNTY

	State	District	Campus	African American	Hispanic	White	American Indian	Asian	Pacific Islander	Two or More Races	Special Ed	Econ Disadv	
--	-------	----------	--------	------------------	----------	-------	-----------------	-------	------------------	-------------------	------------	-------------	--





Texas Education Agency  
 2020-21 Graduation Profile (TAPR)  
 GUERRERO THOMPSON (227901186) - AUSTIN ISD - TRAVIS COUNTY

	Campus Count	Campus Percent	District Count	State Count
Graduates(2019-20 Annual Graduates)				
Total Graduates	-	-	4,530	360,220
<b>By Ethnicity:</b>				
African American	-	-	343	44,729
Hispanic	-	-	2,337	184,060
White	-	-	1,473	105,215
American Indian	-	-	6	1,226
Asian	-	-	241	17,126
Pacific Islander	-	-	4	557
Two or More Races	-	-	126	7,307
<b>By Graduation Type:</b>				
Minimum H.S. Program	-	-	35	1,512
Recommended H.S. Program/Distinguished Achievement Program	-	-	1	952
Foundation H.S. Program (No Endorsement)	-	-	353	49,535
Foundation H.S. Program (Endorsement)	-	-	125	15,689
Foundation H.S. Program (DLA)	-	-	4,016	292,532
<b>Special Education Graduates</b>				
Special Education Graduates	-	-	440	29,018
<b>Economically Disadvantaged Graduates</b>				
Economically Disadvantaged Graduates	-	-	1,836	187,187
<b>Emergent Bilingual (EB)/English Learner (EL) Graduates</b>				
Emergent Bilingual (EB)/English Learner (EL) Graduates	-	-	561	29,639
<b>At-Risk Graduates</b>				
At-Risk Graduates	-	-	1,588	148,836

There is no data for this campus.

Texas Education Agency  
2020-21 CCMR-Related Indicators (TAPR)  
GUERRERO THOMPSON (227901186) - AUSTIN ISD - TRAVIS COUNTY

There is no data for this campus.





Texas Education Agency  
2020-21 Other Postsecondary Indicators (TAPR)  
GUERRERO THOMPSON (227901186) - AUSTIN ISD - TRAVIS COUNTY

There is no data for this campus.

Texas Education Agency  
 2020-21 Student Information (TAPR)  
 GUERRERO THOMPSON (227901186) - AUSTIN ISD - TRAVIS COUNTY

Student Information	Membership				Enrollment			
	Campus		District	State	Campus		District	State
	Count	Percent			Count	Percent		
Total Students	530	100.0%	74,725	5,359,040	530	100.0%	74,871	5,371,586
Students by Grade:								
Early Childhood Education	0	0.0%	0.2%	0.3%	0	0.0%	0.2%	0.4%
Pre-Kindergarten	80	15.1%	4.5%	3.7%	80	15.1%	4.5%	3.7%
Kindergarten	72	13.6%	7.6%	6.7%	72	13.6%	7.6%	6.7%
Grade 1	77	14.5%	7.7%	7.1%	77	14.5%	7.7%	7.1%
Grade 2	75	14.2%	7.6%	7.1%	75	14.2%	7.6%	7.1%
Grade 3	79	14.9%	7.5%	7.1%	79	14.9%	7.5%	7.1%
Grade 4	62	11.7%	7.4%	7.2%	62	11.7%	7.4%	7.2%
Grade 5	85	16.0%	7.3%	7.4%	85	16.0%	7.3%	7.4%
Grade 6	0	0.0%	7.3%	7.7%	0	0.0%	7.3%	7.7%



Texas Education Agency  
 2020-21 Student Information (TAPR)  
 GUERRERO THOMPSON (227901186) - AUSTIN ISD - TRAVIS COUNTY

Student Information	Membership				Enrollment			
	Campus		District	State	Campus		District	State
	Count	Percent			Count	Percent		
Homeless	0	0.0%	0.8%	1.1%	0	0.0%	0.8%	1.1%
Immigrant	140	26.4%	6.4%	2.0%	140	26.4%	6.4%	2.0%
Migrant	1	0.2%	0.0%	0.3%	1	0.2%	0.0%	0.3%
Title I	530	100.0%	39.4%	64.5%	530	100.0%	39.4%	64.5%
Military Connected	0	0.0%	0.3%	2.7%	0	0.0%	0.3%	2.7%



Texas Education Agency  
 2020-21 Student Information (TAPR)  
 GUERRERO THOMPSON (227901186) - AUSTIN ISD - TRAVIS COUNTY

Student Information	--Non-Special Education Rates--			---Special Education Rates---		
	Campus	District	State	Campus	District	State
Retention Rates by Grade:						
Kindergarten	1.3%	0.9%	1.4%	0.0%	2.2%	4.8%
Grade 1	0.0%	0.6%	1.9%	0.0%	2.1%	3.2%
Grade 2	0.0%	0.5%	1.0%	0.0%	0.5%	1.4%
Grade 3	0.0%	0.2%	0.5%	0.0%	0.2%	0.6%
Grade 4	0.0%	0.1%	0.3%	0.0%	0.6%	0.4%
Grade 5	0.0%	0.1%	0.2%	0.0%	0.5%	0.3%
Grade 6	-	0.0%	0.2%	-	0.0%	0.3%
Grade 7	-	0.2%	0.3%			



Texas Education Agency  
 2020-21 Staff Information (TAPR)  
 GUERRERO THOMPSON (227901186) - AUSTIN ISD - TRAVIS COUNTY

	----- Campus -----			
Staff Information	Count/Average	Percent	District	State
Number of Students per Teacher	12.1	n/a	13.6	14.5

Staff Information	Campus	District	State
<b>Experience of Campus Leadership:</b>			
Average Years Experience of Principals	2.0	6.4	6.4
Average Years Experience of Principals with District	2.0	6.1	5.5
Average Years Experience of Assistant Principals	4.0	5.5	5.5
Average Years Experience of Assistant Principals with District	4.0	5.1	4.8
<b>Average Years Experience of Teachers:</b>			
Average Years Experience of Teachers	9.8	10.7	11.2
Average Years Experience of Teachers with District	7.3	8.3	7.2
<b>Average Teacher Salary by Years of Experience (regular duties only):</b>			
Beginning Teachers	\$51,000	\$51,231	\$50,849
1-5 Years Experience	\$54,696	\$53,287	\$53,288
6-10 Years Experience	\$56,460	\$54,961	\$56,282
11-20 Years Experience	\$55,545	\$56,111	\$59,900
21-30 Years Experience	\$61,387	\$61,468	\$64,637
Over 30 Years Experience	\$70,185	\$70,749	\$69,974
<b>Average Actual Salaries (regular duties only):</b>			
Teachers	\$56,434	\$55,849	\$57,641

Professi43 12.81 re B\* 0 d 1 J1 j 0 d 0 8.41 268.6up J07 0.14 12.81 re B\* 0 d 1 J1 j 0 d 0 J j 5584 230.25 252.28 0.14 re B\* 0 d 1 J1 j 0 d 0 J j 1c4732 j 550.2


Texas Education Agency  
2020-21 Staff Information (TAPR)  
GUERRERO THOMPSON (227901186) - AUSTIN ISD - TRAVIS COUNTY

- Indicates there are no students in the group.
- \* Indicates results are masked due to small numbers to protect student confidentiality.
- \*\* When only one student disability or assessment group is masked, then the second smallest student disability or assessment group is masked regardless of size.
- n/a Indicates data reporting is not applicable for this group.
- ? Indicates that the data for this item were statistically improbable or were reported outside a reasonable range.

Link to: [PEIMS Financial Standard Reports 2019-20 Financial Actual Report](#)  
(To open link in a new window, press the "Ctrl" key and click on the link.)