

# 2021-22 Texas Academic Performance Report (TAPR)

District Name: AUSTIN ISD

Campus Name: ALLISON EL

Campus Number: 227901101


2022 Accountability Rating: B

This page is intentionally blank.






Texas Education Agency  
2021-22 STAAR Performance (TAPR)  
ALLISON EL (227901101) - AUSTIN ISD - TRAVIS COUNTY



Texas Education Agency  
2021-22 STAAR Performance (TAPR)  
ALLISON EL (227901101) - AUSTIN ISD - TRAVIS COUNTY



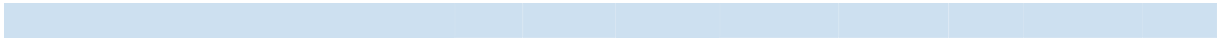
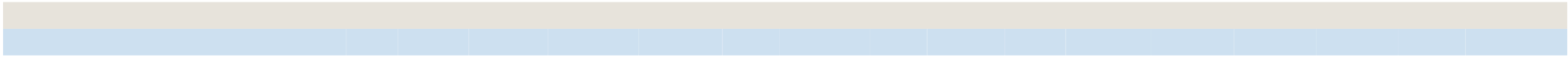






















Texas Education Agency  
2021-22 Graduation Profile (TAPR)  
ALLISON EL (227901101) - AUSTIN ISD - TRAVIS COUNTY

	Campus Count	Campus Percent		



Texas Education Agency  
2021-22 College, Career, and Military Readiness (CCMR) (TAPR)  
ALLISON EL (227901101) - AUSTIN ISD - TRAVIS COUNTY

There is no data for this campus.

Texas Education Agency  
2021-22 CCMR-Related Indicators (TAPR)  
ALLISON EL (227901101) - AUSTIN ISD - TRAVIS COUNTY



Texas Education Agency  
2021-22 Student Information (TAPR)  
ALLISON EL (227901101) - AUSTIN ISD - TRAVIS COUNTY

Student Information	Membership				Enrollment			
	Campus		District	State	Campus		District	State
	Count	Percent			Count	Percent		
Total Students	380	100.0%	71,883	5,402,928	381	100.0%	74,602	5,427,370
Students by Grade:								
Early Childhood Education	0	0.0%	0.1%	0.3%	1	0.3%	0.2%	0.4%
Pre-Kindergarten	60	15.8%	5.6%	4.1%	60	15.7%	5.4%	4.1%
Pre-Kindergarten: 3-year Old	11	2.9%	1.4%	0.6%	11	2.9%	1.4%	0.6%
Pre-Kindergarten: 4-year Old	49	12.9%	4.2%	3.5%	49	12.9%	4.0%	3.5%
Kindergarten	42	11.1%	7.3%	6.8%	42	11.0%	7.5%	6.8%
Grade 1	54	14.2%	7.7%	7.1%	54	14.2%	7.9%	7.1%
Grade 2	56	14.7%	7.3%	7.1%	56	14.7%	7.6%	7.1%
Grade 3	60	15.8%	7.2%	7.1%	60	15.7%	7.5%	7.1%
Grade 4	52	13.7%	7.1%	7.1%	52	13.6%	7.3%	7.1%
Grade 5	56	14.7%	6.9%	7.2%	56	14.7%	7.2%	7.2%
Grade 6	0	0.0%	6.6%	7.4%	0	0.0%	6.8%	7.4%
Grade 7	0	0.0%	7.3%	7.7%	0	0.0%	7.1%	7.7%
Grade 8	0	0.0%	7.3%	7.9%	0	0.0%	7.0%	7.8%
Grade 9	0	0.0%	8.3%	8.8%	0	0.0%	8.0%	8.8%
Grade 10	0	0.0%	7.5%	7.6%	0	0.0%	7.3%	7.5%
Grade 11	0	0.0%	7.0%	7.2%	0	0.0%	6.7%	7.2%
Grade 12	0	0.0%	6.7%	6.7%	0	0.0%	6.5%	6.7%
Ethnic Distribution:								
African American	10	2.6%	6.3%	12.8%	10	2.6%	6.4%	12.8%
Hispanic	357	93.9%	54.4%	52.8%	358	94.0%	54.4%	52.7%
White	8	2.1%	30.9%	26.3%	8	2.1%	30.6%	26.3%
American Indian	0	0.0%	0.2%	0.3%	0	0.0%	0.2%	0.3%
Asian	4	1.1%	4.4%	4.8%	4	1.0%	4.6%	4.8%
Pacific Islander	0	0.0%	0.1%	0.2%	0	0.0%	0.1%	0.2%
Two or More Races	1	0.3%	3.8%	2.9%	1	0.3%	3.8%	2.9%
Sex:								
Female	165	43.4%	48.8%	48.9%	166	43.6%	48.8%	48.8%
Male	215	56.6%	51.2%	51.1%	215	56.4%	51.2%	51.2%
Economically Disadvantaged								
Economically Disadvantaged	345	90.8%	50.9%	60.7%	345	90.6%	50.9%	60.6%
Non-Educationally Disadvantaged	35	9.2%	49.1%	39.3%	36	9.4%	49.1%	39.4%
Section 504 Students	20	5.3%	10.0%	7.4%	20	5.2%	9.8%	7.4%
EB Students/EL	175	46.1%	29.3%	21.7%	175	45.9%	29.3%	21.7%

Texas Education Agency  
2021-22 Student Information (TAPR)  
ALLISON EL (227901101) - AUSTIN ISD - TRAVIS COUNTY

	Membership				Enrollment			
	Campus							



2  
ALLISON EL

Student  
Informa

Retenti

Kinderg

Grade 1

Grade 2

Grade 3

Grade 4

Grade 5

Grade 6

Grade 7

Grade 8

Grade 9

Kindergarten	19.2	17.5	
Grade 1	13.4	16.9	
Grade 2	14.1	15.7	18.6
Grade 3	15.7	15.1	

Texas Education Agency  
 2021-22 Staff Information (TAPR)  
 ALLISON EL (227901101) - AUSTIN ISD - TRAVIS COUNTY

Staff Information	----- Campus -----		District	State
	Count/Average	Percent		
Total Staff	49.3	100.0%	100.0%	100.0%
Professional Staff:	37.3	75.7%	63.7%	64.1%
Teachers	33.3	67.5%	49.5%	49.3%
Professional Support	2.0	4.1%	10.5%	10.7%
Campus Administration (School Leadership)	2.0	4.1%	3.1%	2.9%
Educational Aides:	12.0	24.3%	10.1%	11.1%
Librarians and Counselors (Headcount):				
Full-time Librarians	1.0	n/a	83.0	4,194.0
Part-time Librarians	0.0	n/a	27.0	607.0
Full-time Counselors	0.0	n/a	215.0	13,550.0
Part-time Counselors	0.0	n/a	2.0	1,176.0
Total Minority Staff:	33.7	68.3%	58.3%	52.1%
Teachers by Ethnicity:				
African American	4.1	12.2%	5.9%	11.2%
Hispanic	16.6	49.8%	34.4%	28.9%
White	12.6	37.9%	55.2%	56.4%
American Indian	0.0	0.0%	0.2%	0.3%
Asian	0.1	0.2%	2.9%	1.9%
Pacific Islander	0.0	0.0%	0.0%	0.1%
Two or More Races	0.0	0.0%		

0.0


0.0



Texas Education Agency  
 2021-22 Staff Information (TAPR)  
 ALLISON EL (227901101) - AUSTIN ISD - TRAVIS COUNTY

Staff Information	----- Campus -----		District	State
	Count/Average	Percent		
Over 30 Years Experience	4.0	12.0%	3.2%	2.9%
Number of Students per Teacher	11.4	n/a	13.8	14.6

Staff Information	Campus	District	State
Experience of Campus Leadership:			
Average Years Experience of Principals	5.0	6.6	6.3
Average Years Experience of Principals with District	5.0	6.2	5.4



62 campus



Texas Education Agency  
 2021-22 Staff Information (TAPR)  
 ALLISON EL (227901101) - AUSTIN ISD - TRAVIS COUNTY

Program Information	----- Campus -----		District	State
	Count	Percent		
Special Education	6.3	18.8%	16.6%	9.6%
Other	0.0	0.0%	8.5%	3.5%

- Indicates there are no students in the group.
- \* Indicates results are masked due to small numbers to protect student confidentiality.
- \*\* When only one student disability or assessment group is masked, then the second smallest student disability or assessment group is masked regardless of size.
- n/a Indicates data reporting is not applicable for this group.
- ? Indicates that the data for this item were statistically improbable or were reported outside a reasonable range.

Link to: [PEIMS Financial Standard Reports 2020-21 Financial Actual Report](#)  
 (To open link in a new window, press the "Ctrl" key and click on the link.)