

This page is intentionally blank.

Texas Education Agency
2021-22 STAAR Performance (TAPR)
CASIS EL (227901112) - AUSTIN ISD - TRAVIS COUNTY

School
Year

State

District

Campus

African
American

Hispanic

White

American
Indian

Asian

Pacific
Islander


Two
or
More
Races


Special
Ed
(Current)

Special
Ed
(Former)

Continu-
ously

Texas Education Agency
2021-22 STAAR Performance (TAPR)






The image shows a horizontal bar chart. The top portion of the bar is a solid blue color and is divided into 16 equal-width segments by thin white vertical lines. The bottom portion of the bar is a solid tan color and is a single continuous block. The total height of the bar is approximately 10% of the page's vertical space.

Texas Education Agency
2021-22 STAAR Participation (TAPR)
CASIS EL (227901112) - AUSTIN ISD - TRAVIS COUNTY

	State	District	Campus	African American	Hispanic	White	American Indian	Asian	Pacific Islander	Two or More Races	Special Ed (Current)	Special Ed (Former)	Continu- ously Enrolled	Non- Continu- ously Enrolled	Econ Disadv	EB fEL (Current & Monitored)
Absent	1%	4%	5%	*	0%	6%	-	*	-	0%	0%	*	4%	8%	0%	*
Other	0%	0%	0%	*	0%	0%	-	*	-	0%	0%	*	0%	0%	0%	*



Texas Education Agency
 2021-22 STAAR Participation (TAPR)
 CASIS EL (227901112) - AUSTIN ISD - TRAVIS COUNTY


	State	District	Campus	African American	Hispanic	White	American Indian	Asian	Pacific Islander	Two or More Races	Special Ed (Current)	Special Ed (Former)	Continuously Enrolled	Non-Continuously Enrolled	Econ Disadv	EB & EL (Current & Monitored)
Not Included in Accountability: Other Exclusions	0%	0%	0%	*	0%	0%	-	*	-	*	0%	*	0%	0%	0%	*
Not Tested	13%	42%	8%	*	17%	5%	-	*	-	*	0%	*	9%	6%	10%	*
Absent	2%	3%	0%	*	0%	0%	-	*	-	*	0%	*	0%	0%	0%	*
Other	10%	38%	8%	*	17%	5%	-	*	-	*	0%	*	9%	6%	10%	*

* Indicates results are masked due to small numbers to protect student confidentiality.
 - Indicates there are no students in the group.



Texas Education Agency
 2021-22 Attendance, Graduation, and Dropout Rates (TAPR)
 CASIS EL (227901112) - AUSTIN ISD - TRAVIS COUNTY

	State	District	Campus	African American	Hispanic	White	American Indian	Asian	Pacific Islander	Two or More Races	Special Ed	Econ Disadv	EB/EL
Class of 2021	81.9%	89.7%	-	-	-	-	-	-	-	-	-	-	-
Class of 2020	83.5%	91.2%	-	-	-	-	-	-	-	-	-	-	-
RHSP/DAP/FHSP-E/FHSP-DLA Graduates (Longitudinal Rate)													
Class of 2021	85.7%	92.0%	-	-	-	-	-	-	-	-	-	-	-
Class of 2020	87.8%	93.7%	-	-	-	-	-	-	-	-	-	-	-
RHSP/DAP Graduates (Annual Rate)													
2020-21	43.8%	0.0%	-	-	-	-	-	-	-	-	-	-	-
2019-20	38.6%	2.8%	-	-	-	-	-	-	-	-	-	-	-
FHSP-E Graduates (Annual Rate)													
2020-21	3.8%	2.7%	-	-	-	-	-	-	-	-	-	-	-
2019-20	4.4%	2.8%	-	-	-	-	-	-	-	-	-	-	-
Annual Rate													
	80.4%	87.5%	-	-	-	-	-	-	-	-	-	-	-



Texas Education Agency
 2021-22 Graduation Profile (TAPR)
 CASIS EL (227901112) - AUSTIN ISD - TRAVIS COUNTY

	Campus Count	Campus Percent	District Count	State Count
Graduates†(2020-21 Annual Graduates)				
Total Graduates	-	-	4,515	358,842
By Ethnicity:				
African American	-	-	317	44,018
Hispanic	-	-	2,313	183,306
White	-	-	1,520	103,898
American Indian	-	-	10	1,195
Asian	-	-	195	18,030
Pacific Islander	-	-	3	553
Two or More Races	-	-		

There is no data for this campus.

Texas Education Agency
2021-22 CCMR-Related Indicators (TAPR)
CASIS EL (227901112) - AUSTIN ISD - TRAVIS COUNTY

There is no data for this campus.

Texas Education Agency
2021-22 Other Postsecondary Indicators (TAPR)
CASIS EL (227901112) - AUSTIN ISD - TRAVIS COUNTY

There is no data for this campus.

Texas Education Agency
 2021-22 Student Information (TAPR)
 CASIS EL (227901112) - AUSTIN ISD - TRAVIS COUNTY

Student Information	Membership				Enrollment			
	Campus		District	State	Campus		District	State
	Count	Percent			Count	Percent		
Total Students	608	100.0%	71,883	5,402,928	622	100.0%	74,602	5,427,370
Students by Grade:								
Early Childhood Education	6	1.0%	0.1%	0.3%	7	1.1%	0.2%	0.4%
Pre-Kindergarten	25	4.1%	5.6%	4.1%	25	4.0%	5.4%	4.1%
Pre-Kindergarten: 3-year Old	0	0.0%	1.4%	0.6%	0	0.0%	1.4%	0.6%
Pre-Kindergarten: 4-year Old	25	4.1%	4.2%	3.5%	25	4.0%	4.0%	3.5%
Kindergarten	90	14.8%	7.3%	6.8%	92	14.8%	7.5%	6.8%
Grade 1	104	17.1%	7.7%	7.1%	104	16.7%	7.9%	7.1%
Grade 2	100	16.4%	7.3%	7.1%	101	16.2%	7.6%	7.1%
Grade 3	81	13.3%	7.2%	7.1%	84	13.5%	7.5%	7.1%
Grade 4	97	16.0%	7.1%	7.1%	100	16.1%	7.3%	7.1%
Grade 5	105	17.3%	6.9%	7.2%	109	17.5%	7.2%	7.2%
Grade 6	0	0.0%	6.6%	7.4%	0	0.0%	6.8%	7.4%
Grade 7	0	0.0%	7.3%	7.7%	0	0.0%	7.1%	7.7%

Texas Education Agency
 2021-22 Student Information (TAPR)
 CASIS EL (227901112) - AUSTIN ISD - TRAVIS COUNTY

Student Information	Membership				Enrollment			
	Campus		District	State	Campus		District	State
	Count	Percent			Count	Percent		
Students w/ Disciplinary Placements (2020-21)	0	0.0%	0.1%	0.6%				
Students w/ Dyslexia	45	7.4%	7.6%	5.0%	46	7.4%	7.6%	5.0%
Foster Care	0	0.0%	0.1%	0.3%	0	0.0%	0.1%	0.3%
Homeless	0	0.0%	1.1%	1.1%	0	0.0%	1.1%	1.1%
Immigrant	5	0.8%	5.7%	2.0%	5	0.8%	5.6%	2.0%
Migrant	0	0.0%	0.0%	0.3%	0	0.0%	0.0%	0.3%
Title I	0	0.0%	42.4%	64.3%	0	0.0%		



Texas Education Agency
 2021-22 Staff Information (TAPR)
 CASIS EL (227901112) - AUSTIN ISD - TRAVIS COUNTY

				----- Campus -----							

Texas Education Agency
 2021-22 Staff Information (TAPR)
 CASIS EL (227901112) - AUSTIN ISD - TRAVIS COUNTY

Program Information	----- Campus -----		District	State
	Count	Percent		
Special Education	6.2	14.2%	16.6%	9.6%
Other	0.0	0.0%		