

2021-22 Texas Academic Performance Report (TAPR)

District Name: AUSTIN ISD

Campus Name: GOVALLE EL

Campus Number: 227901116

2022 Accountability Rating: Not Rated: Senate Bill 1365

This page is intentionally blank.

Texas Education Agency
2021-22 STAAR Performance (TAPR)
GOVALLE EL (227901116) - AUSTIN ISD - TRAVIS COUNTY

School Year	State	District	Campus	African American															
-------------	-------	----------	--------	------------------	--	--	--	--	--	--	--	--	--	--	--	--	--	--	--




Texas Education Agency
2021-22 STAAR Performance (TAPR)
GOVALLE EL (227901116) - AUSTIN ISD - TRAVIS COUNTY

School Year	State	District	Campus	African American	Hispanic	White													
-------------	-------	----------	--------	------------------	----------	-------	--	--	--	--	--	--	--	--	--	--	--	--	--

Texas Education Agency
2021-22 Bilingual Education/English as a Second Language (Current EB Students/EL) (TAPR)
GOVALLE EL (227901116) - AUSTIN ISD - TRAVIS COUNTY

Due to the cancellation of spring 2020 STAAR, 2022 and 2019 School progress and STAAR progress measure data are shown.

	School Year	State	District	Campus	Total Bilingual Education	BE-Trans Early Exit											
--	-------------	-------	----------	--------	---------------------------	---------------------	--	--	--	--	--	--	--	--	--	--	--





Texas Education Agency
 2021-22 Bilingual Education/English as a Second Language (Current EB Students/EL) (TAPR)
 GOVALLE EL (227901116) - AUSTIN ISD - TRAVIS COUNTY

Due to the cancellation of spring 2020 STAAR, 2022 and 2019 School progress and STAAR progress measure data are shown.

	School Year	State	District	Campus	Total Bilingual Education	BE-Trans Early Exit	BE-Trans Late Exit	BE-Dual Two-Way	BE-Dual One-Way	ALP Bilingual (Exception)	Total ESL	ESL Content-Based	ESL Pull-Out	ALP ESL (Waiver)	EB/EL with Parental Denial	Never EB/EL	Total EB/EL (Current)	Monitored & Former EB/EL
All Grades ELA/Reading	2022	78%	78%	71%	66%	-	-	66%	-	-	*	*	-	-	-	72%	69%	-
	2019	68%	68%	68%	73%	-	-	-	73%	-	*	*	-	-	-	-	74%	-
All Grades Mathematics	2022	69%	73%	62%	59%	-	-	59%	-	-	*	*	-	-	-	65%	59%	-
	2019	70%	68%	72%	66%	-	-	-	66%	-	*	*	-	-	-	-	67%	-

- * Indicates results are masked due to small numbers to protect student confidentiality.
- Indicates there are no students in the group.
- Blank cell indicates there are no data available in the group.





Texas Education Agency
2021-22 Graduation Profile (TAPR)
GOVALLE EL (227901116) - AUSTIN ISD - TRAVIS COUNTY

	Campus Count	Campus Percent	District Count	State Count

Texas Education Agency
2021-22 College, Career, and Military Readiness (CCMR) (TAPR)
GOVALLE EL (227901116) - AUSTIN ISD - TRAVIS COUNTY

There is no data for this campus.

Texas Education Agency
2021-22 Other Postsecondary Indicators (TAPR)
GOVALLE EL (227901116) - AUSTIN ISD - TRAVIS COUNTY

There is no data for this campus.

Texas Education Agency
2021-22 Student Information (TAPR)
GOVALLE EL (227901116) - AUSTIN ISD - TRAVIS COUNTY

Student Information	--Non-Special Education Rates--			---Special Education Rates---		
	Campus	District	State	Campus	District	State
Retention Rates by Grade:						
Kindergarten	0.0%	0.7%	1.9%	0.0%	2.6%	5.2%
Grade 1	2.5%	0.7%	2.9%	0.0%	1.3%	4.2%
Grade 2	0.0%	0.5%	1.7%	0.0%	1.6%	2.2%
Grade 3	0.0%	0.5%	1.0%	0.0%	0.3%	1.0%
Grade 4	0.0%	0.1%	0.7%	0.0%	0.5%	0.7%
Grade 5	0.0%	0.1%	0.5%	0.0%	0.9%	0.7%
Grade 6	-	0.2%	0.6%	-	0.4%	0.6%
Grade 7	-	0.2%	0.7%	-	0.2%	0.7%
Grade 8	-	0.2%	0.6%	-	0.4%	0.8%
Grade 9	-	5.4%	10.5%	-	7.1%	14.1%

Class Size Averages by Grade and Subject
(Derived from teacher responsibility records):

Foreign Languages

Class Size Information	Campus	District	State
Elementary:			
Kindergarten	1.0	17.5	18.7
Grade 1	1.0	16.9	18.7
Grade 2	2.0	15.7	18.6
Grade 3	1.3	15.1	18.7
Grade 4	5.0	15.7	18.8
Grade 5	3.2	18.0	20.2
Grade 6	-	17.7	19.2
Secondary:			
English/Language Arts	-	15.9	15.3
Foreign Languages	-	13.0	15.3

Texas Education Agency
 2021-22 Staff Information (TAPR)
 GOVALLE EL (227901116) - AUSTIN ISD - TRAVIS COUNTY

	----- Campus -----			
Program Information	Count	Percent	District	State
Special Education	7.1	22.1%	16.6%	9.6%

00.25 Td eY8 0.28 13.1 re B* D d 1 J1 j D d 0 J0 j 531.07 497.