

# 2021-22 Texas Academic Performance Report (TAPR)

District Name: AUSTIN ISD

Campus Name: CLAYTON EL

Campus Number: 227901184

2022 Accountability Rating: A

Distinction Designations:

Academic Achievement in ELA/Reading

Academic Achievement in Mathematics

Academic Achievement in Science

Top 25 Percent: Comparative Closing the Gaps

Postsecondary Readiness

This page is intentionally blank.


Texas Education Agency  
 2021-22 STAAR Performance (TAPR)  
 CLAYTON EL (227901184) - AUSTIN ISD - TRAVIS COUNTY

	School Year	State	District	Campus	African American	Hispanic	White	American Indian	Asian	Pacific Islander	Two or More Races	Special Ed (Current)	Special Ed (Former)	Continuously Enrolled	Non-Continuously Enrolled	Econ Disadv	EB $\leq$ EL (Current & Monitored)
STAAR Performance Rates																	









The image shows a horizontal bar chart. The top portion of the bar is a solid blue color and is divided into 16 equal-width segments by thin white vertical lines. The bottom portion of the bar is a solid tan color and is a single continuous block. The total height of the bar is approximately 10% of the page's vertical space.






--	--	--	--	--	--	--	--	--	--





Texas Education Agency  
2021-22 STAAR Participation (TAPR)







Texas Education Agency  
 2021-22 Attendance, Graduation, and Dropout Rates (TAPR)  
 CLAYTON EL (227901184) - AUSTIN ISD - TRAVIS COUNTY

	State	District	Campus	African American	Hispanic	White	American Indian	Asian	Pacific Islander	Two or More Races	Special Ed	Econ Disadv	EB/EL
Class of 2021	81.9%	89.7%	-	-	-	-	-	-	-	-	-	-	-
Class of 2020	83.5%	91.2%	-	-	-	-	-	-	-	-	-	-	-

81.9%  
83.5%



Texas Education Agency  
2021-22 Graduation Profile (TAPR)  
CLAYTON EL (227901184) - AUSTIN ISD - TRAVIS COUNTY

	Campus Count	Campus Percent	District Count	State Count
Graduates†(2020-21 Annual Graduates)				
Total Graduates	-	-	4,515	358,842
<b>By Ethnicity:</b>				
African American	-	-	317	44,018
Hispanic	-	-	2,313	183,306
White	-	-	1,520	103,898
American Indian	-	-	10	1,195
Asian	-	-	195	18,030
Pacific Islander	-	-	3	553
Two or More Races	-	-	157	7,842
<b>By Graduation Type:</b>				
Minimum H.S. Program	-	-	22	934
Recommended H.S. Program/Distinguished Achievement Program	-	-	0	729
Foundation H.S. Program (No Endorsement)	-	-	439	56,281
Foundation H.S. Program (Endorsement)	-	-	121	13,582
Foundation H.S. Program (DLA)	-	-	3,933	287,316
<b>Special Education Graduates</b>				
Special Education Graduates	-	-	461	31,028
<b>Economically Disadvantaged Graduates</b>				
Economically Disadvantaged Graduates	-	-	1,727	184,225
<b>Emergent Bilingual (EB)/English Learner (EL) Graduates</b>				
Emergent Bilingual (EB)/English Learner (EL) Graduates	-	-	542	32,809
<b>At-Risk Graduates</b>				
At-Risk Graduates	-	-	1,860	155,884
<b>CTE Completers</b>				
CTE Completers	-	-	1,211	99,076



Texas Education Agency  
2021-22 College, Career, and Military Readiness (CCMR) (TAPR)  
CLAYTON EL (227901184) - AUSTIN ISD - TRAVIS COUNTY

There is no data for this campus.

Texas Education Agency  
2021-22 CCMR-Related Indicators (TAPR)  
CLAYTON EL (227901184) - AUSTIN ISD - TRAVIS COUNTY


There is no data for this campus.

Texas Education Agency  
2021-22 Other Postsecondary Indicators (TAPR)  
CLAYTON EL (227901184) - AUSTIN ISD - TRAVIS COUNTY

There is no data for this campus.




1.1%



Texas Education Agency  
 2021-22 Student Information (TAPR)  
 CLAYTON EL (227901184) - AUSTIN ISD - TRAVIS COUNTY

Student Information	--Non-Special Education Rates--			---Special Education Rates---		
	Campus	District	State	Campus	District	State
Retention Rates by Grade:						
Kindergarten		0.7%	1.9%			





Texas Education Agency  
 2021-22 Staff Information (TAPR)  
 CLAYTON EL (227901184) - AUSTIN ISD - TRAVIS COUNTY

	----- Campus -----		District	State
Staff Information	Count/Average	Percent		
Over 30 Years Experience	3.0	6.4%	3.2%	2.9%
Number of Students per Teacher	13.9	n/a	13.8	14.6

Staff Information	Campus	District	State
Experience of Campus Leadership:			
Average Years Experience of Principals	6.0	6.6	6.3
Average Years Experience of Principals with District	6.0	6.2	5.4
Average Years Experience of Assistant Principals	7.5		

\_\_\_\_\_

\_\_\_\_\_

\_\_\_\_\_

\_\_\_\_\_

\_\_\_\_\_



Texas Education Agency  
 2021-22 Staff Information (TAPR)  
 CLAYTON EL (227901184) - AUSTIN ISD - TRAVIS COUNTY

Program Information	----- Campus -----		District	State
	Count	Percent		
Special Education	7.6	16.2%	16.6%	9.6%
Other	0.0	0.0%	8.5%	3.5%

- Indicates there are no students in the group.
- \* Indicates results are masked due to small numbers to protect student confidentiality.
- \*\* When only one student disability or assessment group is masked, then the second smallest student disability or assessment group is masked regardless of size.
- n/a Indicates data reporting is not applicable for this group.
- ? Indicates that the data for this item were statistically improbable or were reported outside a reasonable range.

Link to: [PEIMS Financial Standard Reports 2020-21 Financial Actual Report](#)  
 (To open link in a new window, press the "Ctrl" key and click on the link.)