

# 2021-22 Texas Academic Performance Report (TAPR)

District Name: AUSTIN ISD

Campus Name: GUERRERO THOMPSON

Campus Number: 227901186

2022 Accountability Rating: B

Distinction Designations:

Academic Achievement in Mathematics

Top 25 Percent: Comparative Closing the Gaps


Postsecondary Readiness

This page is intentionally blank.



Texas Education Agency  
2021-22 STAAR Performance (TAPR)  
GUERRERO THOMPSON (227901186) - AUSTIN ISD - TRAVIS COUNTY

School Year	State	District	Campus	African American	Hispanic	White	American Indian	Asian	Pacific Islander	Two or More Races								
-------------	-------	----------	--------	------------------	----------	-------	-----------------	-------	------------------	-------------------	--	--	--	--	--	--	--	--







Texas Education Agency  
2021-22 Progress (TAPR)  
GUERRERO THOMPSON (227901186) - AUSTIN ISD - TRAVIS COUNTY

Due to the cancellation of spring 2020 STAAR, 2022 and 2019 progress data are shown.

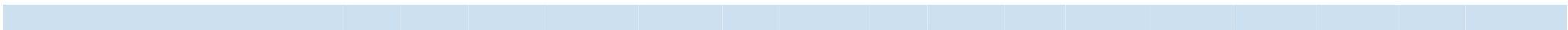
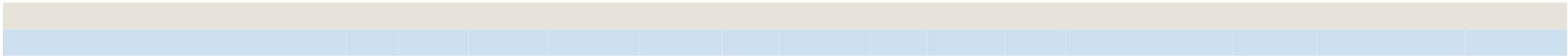
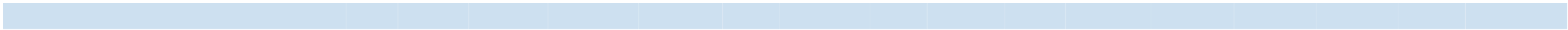


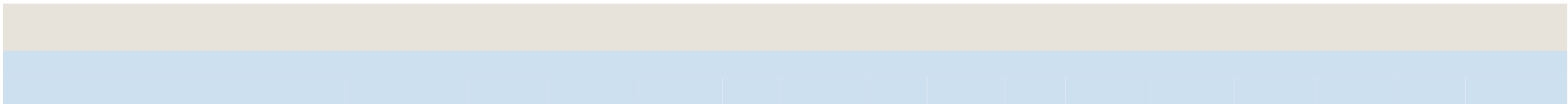
	School Year	State	District	Campus	African American												
















Texas Education Agency  
 2021-22 Attendance, Graduation, and Dropout Rates (TAPR)  
 GUERRERO THOMPSON (227901186) - AUSTIN ISD - TRAVIS COUNTY

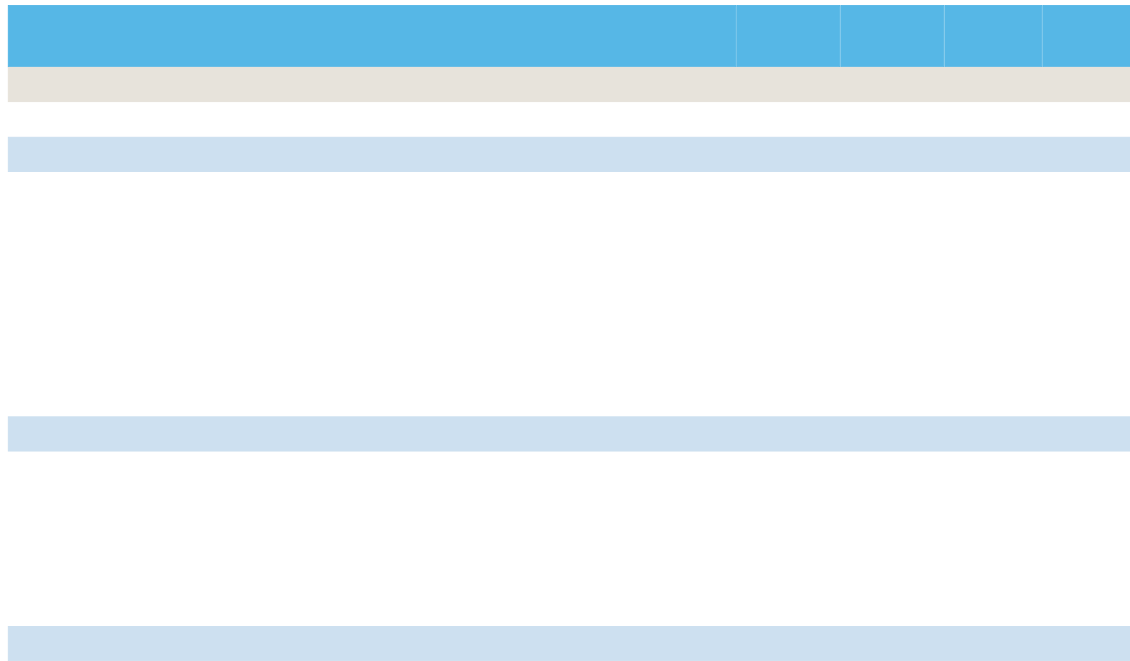
	State	District	Campus	African American	Hispanic	White	American Indian	Asian	Pacific Islander	Two or More Races	Special Ed	Econ Disadv	EB/EL
<b>Attendance Rate</b>													
2020-21	95.0%	95.2%	94.2%	96.3%	94.2%	96.3%	-	92.7%	-	*	93.3%	94.4%	94.3%
2019-20	98.3%	98.3%	98.8%	99.4%	98.8%	98.5%	-	98.9%	*	*	98.9%	98.8%	98.9%
<b>Chronic Absenteeism</b>													
2020-21	15.0%	14.9%	20.5%	23.1%	20.4%	10.0%	-	30.8%	-	*	22.0%	18.8%	19.5%
2019-20	6.7%	8.9%	6.3%	0.0%	6.7%	11.8%	-	0.0%	*	*	6.3%	6.2%	5.5%
<b>Annual Dropout Rate (Gr 7-8)</b>													
2020-21	0.9%	1.0%	-	-	-	-	-	-	-	-	-	-	-
2019-20	0.5%	0.5%	-	-	-	-	-	-	-	-	-	-	-
<b>Annual Dropout Rate (Gr 9-12)</b>													
2020-21	2.4%	1.2%	-	-	-	-	-	-	-	-	-	-	-
2019-20	1.6%	0.7%	-	-	-	-	-	-	-	-	-	-	-
<b>4-Year Longitudinal Rate (Gr 9-12)</b>													
<b>Class of 2021</b>													
Graduated	90.0%	96.3%	-	-	-	-	-	-	-	-	-	-	-
Received TxCHSE	0.3%	0.2%	-	-	-	-	-	-	-	-	-	-	-
Continued HS	3.9%	1.0%	-	-	-	-	-	-	-	-	-	-	-
Dropped Out	5.8%	2.6%	-	-	-	-	-	-	-	-	-	-	-
Graduates and TxCHSE	90.3%	96.5%	-	-	-	-	-	-	-	-	-	-	-
Graduates, TxCHSE, and Continuers	94.2%	97.4%	-	-	-	-	-	-	-	-	-	-	-
<b>Class of</b>													

Texas Education Agency  
2021-22 Attendance, Graduation, and Dropout Rates (TAPR)  
GUERRERO THOMPSON (227901186) - AUSTIN ISD - TRAVIS COUNTY

	State	District	Campus	African American										
--	-------	----------	--------	------------------	--	--	--	--	--	--	--	--	--	--









There is no data for this campus.



Texas Education Agency  
2021-22 Other Postsecondary Indicators (TAPR)  
GUERRERO THOMPSON (227901186) - AUSTIN ISD - TRAVIS COUNTY

There is no data for this campus.





Texas Education Agency  
 2021-22 Student Information (TAPR)  
 GUERRERO THOMPSON (227901186) - AUSTIN ISD - TRAVIS COUNTY

	--Non-Special Education Rates--			---Special Education Rates---		
Student Information	Campus	District	State	Campus	District	State







Texas Education Agency  
 2021-22 Staff Information (TAPR)  
 GUERRERO THOMPSON (227901186) - AUSTIN ISD - TRAVIS COUNTY

Program Information	----- Campus -----		District	State
	Count	Percent		
Special Education	4.0	9.9%	16.6%	9.6%
Other	0.0	0.0%	8.5%	3.5%

- Indicates there are no students in the group.
- \* Indicates results are masked due to small numbers to protect student confidentiality.
- \*\* When only one student disability or assessment group is masked, then the second smallest student disability or assessment group is masked regardless of size.
- n/a Indicates data reporting is not applicable for this group.
- ? Indicates that the data for this item were statistically improbable or were reported outside a reasonable range.

Link to: [PEIMS Financial Standard Reports 2020-21 Financial Actual Report](#)  
 (To open link in a new window, press the "Ctrl" key and click on the link.)