

2022-23 Texas Academic Performance Report (TAPR)

District Name: AUSTIN ISD

Campus Name: ORTEGA EL

Campus Number: 227901126

This page is intentionally blank.

Texas Education Agency
2022-23 STAAR Performance (TAPR)
ORTEGA EL (227901126) - AUSTIN ISD - TRAVIS COUNTY

School
Year

State

District

Campus

African
American

Hispanic

White

American
Indian

Asian


Pacific
Islander

Two
or
More
Races

Special
Ed
(Current)

Special
Ed
(Former)

Continu-
ously



Texas Education Agency
2022-23 STAAR Performance (TAPR)
ORTEGA EL (227901126) - AUSTIN ISD - TRAVIS COUNTY

School
Year

State

District

Campus

African
American

Hispanic

Texas Education Agency
2022-23 Bilingual Education/English as a Second Language (Current EB Students/EL) (TAPR)
ORTEGA EL (227901126) - AUSTIN ISD - TRAVIS COUNTY

	School Year	State	District	Campus	Total Bilingual Education	BE-Trans Early Exit	BE-Trans Late Exit	BE-Dual Two-Way	BE-Dual One-Way	ALP Bilingual									
--	-------------	-------	----------	--------	---------------------------	---------------------	--------------------	-----------------	-----------------	---------------	--	--	--	--	--	--	--	--	--

--	--	--	--	--	--	--	--	--	--	--	--	--	--	--	--	--	--	--	--

--	--	--	--	--	--	--	--	--	--	--	--	--	--	--	--	--	--	--	--

--	--	--	--	--	--	--	--	--	--	--	--	--	--	--	--	--	--	--	--

--	--	--	--	--	--	--	--	--	--	--	--	--	--	--	--	--	--	--	--

--	--	--	--	--	--	--	--	--	--	--	--	--	--	--	--	--	--	--	--

--	--	--	--	--	--	--	--	--	--	--	--	--	--	--	--	--	--	--	--



Texas Education Agency
 2022-23 Bilingual Education/English as a Second Language (Current EB Students/EL) (TAPR)
 ORTEGA EL (227901126) - AUSTIN ISD - TRAVIS COUNTY

	School Year	State	District	Campus	Total Bilingual Education	BE-Trans Early Exit	BE-Trans Late Exit	BE-Dual Two-Way	BE-Dual One-Way	ALP Bilingual (Exception)	Total ESL	ESL Content-Based	ESL Pull-Out	ALP ESL (Waiver)	EB/EL with Parental Denial	Never EB/EL	Total EB/EL (Current)	Monitored & Former EB/EL
All Grades ELA/Reading	2023	35%	28%	25%	0%	-	-	*	-	0%	*	-	-	*	-	46%	0%	-
All Grades Mathematics	2023	40%	34%	32%	10%	-	-	*	-	17%	*	*	-	*	-	50%	8%	-

* Indicates results are masked due to small numbers to protect student confidentiality.
 - Indicates there are no students in the group.
 Blank cell indicates there are no data available in the group.

Texas Education Agency
 2022-23 STAAR Participation (TAPR)
 ORTEGA EL (227901126) - AUSTIN ISD - TRAVIS COUNTY

	State	District	Campus	African American	Hispanic	White	American Indian	Asian	Pacific Islander	Two or More Races	Special Ed (Current)	Special Ed (Former)	Continuously Enrolled	Non-Continuously Enrolled	Econ Disadv	EB EL (Current & Monitored)
100% Not Included in Accountability: Other Exclusions	1%	1%	4%	*	5%	*	-	*	-	*	0%	*	0%	13%	4%	10%
0% Not Tested	2%	4%	0%	*	0%	*	-	*	-	*	0%	*	0%	0%		



Texas Education Agency
 2022-23 Attendance, Graduation, and Dropout Rates (TAPR)
 ORTEGA EL (227901126) - AUSTIN ISD - TRAVIS COUNTY

	State	District	Campus	African American	Hispanic	White	American Indian	Asian	Pacific Islander	Two or More Races	Special Ed	Econ Disadv	EB/EL
Class of 2022	84.3%	90.8%	-	-	-	-	-	-	-	-	-	-	-
Class of 2021	81.9%	89.7%	-	-	-	-	-	-	-	-	-	-	-
RHSP/DAP/FHSP-E/FHSP-DLA Graduates (Longitudinal Rate)													
Class of 2022	88.0%	92.2%	-	-	-	-	-	-	-	-	-	-	-
Class of 2021	85.7%	92.0%	-	-	-	-	-	-	-	-	-	-	-
RHSP/DAP Graduates (Annual Rate)													
2021-22	23.6%	*	-	-	-	-	-	-	-	-	-	-	-
2020-21	43.8%	0.0%	-	-	-	-	-	-	-	-	-	-	-
FHSP-E Graduates (Annual Rate)													
2021-22	3.9%	1.8%	-	-	-	-	-	-	-	-	-	-	-
2020-21	3.8%	2.7%	-	-	-	-	-	-	-	-	-	-	-
FHSP-DLA Graduates (Annual Rate)													
2021-22	82.3%	87.9%	-	-	-	-	-	-	-	-	-	-	-
2020-21	80.4%	87.5%	-	-	-	-	-	-	-	-	-	-	-
RHSP/DAP/FHSP-E/FHSP-DLA Graduates (Annual Rate)													
2021-22	86.0%	89.7%	-	-	-	-	-	-	-	-	-	-	-
2020-21	84.1%	89.8%	-	-	-	-	-	-	-	-	-	-	-

Texas Education Agency
 2022-23 Graduation Profile (TAPR)
 ORTEGA EL (227901126) - AUSTIN ISD - TRAVIS COUNTY

	Campus Count	Campus Percent	District Count	State Count
Graduatesf(2021-22 Annual Graduates)				
Total Graduates	-	-	4,605	368,686



There is no data for this campus.

There is no data for this campus.


Texas Education Agency
 2022-23 Student Information (TAPR)
 ORTEGA EL (227901126) - AUSTIN ISD - TRAVIS COUNTY

Student Information	Membership				Enrollment			
	Campus		District	State	Campus		District	State
	Count	Percent			Count	Percent		
Students w/ Dyslexia	18	6.6%	6.9%	5.5%	18	6.6%	6.9%	5.5%
Foster Care	0	0.0%	0.1%	0.2%	0	0.0%	0.1%	0.2%
Homeless	28	10.3%	0.9%	1.3%	28	10.2%	0.9%	1.3%
Immigrant	35	12.8%	6.1%	2.2%	35	12.8%	6.1%	2.2%
Migrant	0	0.0%	0.0%	0.3%	0	0.0%	0.0%	0.3%
Title I	273	100.0%	48.5%	64.6%	274	100.0%	48.4%	64.6%
Military Connected	1	0.4%	0.2%	3.6%	1	0.4%	0.2%	3.6%
At-Risk	138	50.5%	46.9%	53.3%	138	50.4%	46.8%	53.3%
Students by Instructional Program:								
Bilingual/ESL Education	124	45.4%	34.2%	23.2%	124	45.3%	34.1%	23.2%
Career and Technical Education	0	0.0%	25.8%	26.5%	0	0.0%	25.8%	26.5%
Career and Technical Education (9-12 grades only)	0	0.0%	62.0%	72.3%	0	-	61.8%	72.2%
Gifted and Talented Education	11	4.0%	12.9%	8.2%	11	4.0%	12.9%	8.2%
Special Education	63	23.1%	13.8%	12.6%	63	23.0%	13.9%	12.7%
Students with Disabilities by Type of Primary Disability:								
Total Students with Disabilities	63							
By Type of Primary Disability								
Students with Intellectual Disabilities	24	38.1%	49.3%	44.1%				
Students with Physical Disabilities	24	38.1%	18.9%	20.0%				
Students with Autism	*	*						

Texas Education Agency
2022-23 Student Information (TAPR)
ORTEGA EL (227901126) - AUSTIN ISD - TRAVIS COUNTY

Texas Education Agency
 2022-23 Staff Information (TAPR)
 ORTEGA EL (227901126) - AUSTIN ISD - TRAVIS COUNTY


	----- Campus -----			
Staff Information	Count/Average	Percent	District	State
Total Staff	26.3	100.0%	100.0%	100.0%
Professional Staff:	21.8	83.2%	61.5%	64.1%
Teachers	17.8	67.9%	48.3%	48.7%
Professional Support	2.0	7.6%	9.4%	10.9%
Campus Administration (School Leadership)	2.0	7.6%	3.3%	3.3%
Educational Aides:	4.4	16.8%	11.3%	



Texas Education Agency
 2022-23 Staff Information (TAPR)
 ORTEGA EL (227901126) - AUSTIN ISD - TRAVIS COUNTY

Staff Information	----- Campus -----		District	State
	Count/Average	Percent		
Number of Students per Teacher	15.3	n/a	16.5	14.8

Staff Information	Campus	District	State
Experience of Campus Leadership:			
Average Years Experience of Principals	10.0	5.4	6.1
Average Years Experience of Principals with District		5.1	5.3
Average Years Experience of Assistant Principals		5.0	5.2
Average Years Experience of Assistant Principals with District		4.4	4.4
Experience of Teachers:			
Average Years Experience of Teachers		10.8	11.0
Average Years Experience of Teachers with District			



Texas Education Agency
2022-23 Staff Information (TAPR)
ORTEGA EL (227901126) - AUSTIN ISD - TRAVIS COUNTY

- Indicates there is no data for the item.
- * Indicates results are masked due to small numbers.
- ** When only one student disability or assessment group is masked, then the second smallest student disability or assessment group is masked regardless of size.
- n/a Indicates data reporting is not applicable for this group.
- ? Indicates that the data for this item were statistically improbable or were reported outside a reasonable range.

Link to: [PEIMS Financial Standard Reports 2021-22 Financial Actual Report](#)
(To open link in a new window, press the "Ctrl" key and click on the link.)