

# 2022-23 Texas Academic Performance Report (TAPR)

District Name: AUSTIN ISD


Campus Name: PLEASANT HILL EL

Campus Number: 227901130

This page is intentionally blank.

Texas Education Agency  
 2022-23 STAAR Performance (TAPR)  
 PLEASANT HILL EL (227901130) - AUSTIN ISD - TRAVIS COUNTY

	School Year	State	District	Campus	African American	Hispanic	White	American Indian	Asian	Pacific Islander	Two or More Races	Special Ed (Current)	Special Ed (Former)	Continuously Enrolled	Non-Continuously Enrolled	Econ Disadv	EB & EL (Current & Monitored)
STAAR Performance Rates by Tested Grade, Subject, and Performance Level																	
Grade 3 Reading																	
At Approaches Grade Level or Above	2023	76%	75%	68%	100%	68%	33%										









Texas Education Agency  
2022-23 Progress (TAPR)  
PLEASANT HILL EL (227901130) - AUSTIN ISD - TRAVIS COUNTY

	School Year	State	District	Campus	African American	Hispanic	White	American Indian	Asian	Pacific Islander	Two or More Races	Special Ed (Current)	Special Ed (Former)	Continuously Enrolled	Non-Continuously Enrolled	Econ Disadv	EB/EL (Current & Monitored)
School Progress - Annual Growth by Grade and Subject																	
Grade 4 ELA/Reading	2023	55%	60%	64%	*	66%	*	-	-	-	*	41%	-	68%	56%	59%	70%
Grade 4 Mathematics	2023	63%	64%	82%	*	85%	*	-	-	-	*	68%	-	82%	81%	78%	82%
Grade 5 ELA/Reading	2023	65%	67%	71%	90%	69%	*	-	-	-	-	58%	*	71%	68%	70%	61%
Grade 5 Mathematics	2023	71%	72%	80%	50%	82%	*	-	-	-	-	58%	*	76%	95%	79%	80%
All Grades Both Subjects	2023	64%	64%	74%	57%	75%	71%	-	-	-	*	56%	*	74%	74%	72%	73%
All Grades ELA/Reading	2023	63%	63%	68%	64%	67%	67%	-	-	-	*	50%	*	70%	61%	65%	65%
All Grades Mathematics	2023	66%	64%	81%	50%	84%	75%	-	-	-	*	63%	*	79%	87%	79%	81%
School Progress - Accelerated Learning by Grade and Subject																	
Grade 4 ELA/Reading	2023	33%	29%	25%	-	27%	*	-	-	-	-	25%	-	17%	33%	25%	33%
Grade 4 Mathematics	2023	27%	26%	35%	*	43%	*	-	-	-	-	29%	-	44%	25%	35%	17%
Grade 5 ELA/Reading	2023	37%	32%	47%	*	46%	*	-	-	-	-	40%	-	50%	40%	43%	33%
Grade 5 Mathematics	2023	48%	43%	45%	*	47%	*	-	-	-	-	50%	-	41%	60%	43%	40%
All Grades Both Subjects	2023	38%	31%	39%	*	42%	0%	-	-	-	-	35%	-	40%	38%	38%	33%
All Grades ELA/Reading	2023	35%	28%	37%	*	38%	*	-	-	-	-	31%	-	38%	36%	35%	33%
All Grades Mathematics	2023	40%	34%	41%	*	45%	*	-	-	-	-	38%	-	42%	38%	39%	33%

\* Indicates results are masked due to small numbers to protect student confidentiality.  
- Indicates there are no students in the group.

Texas Education Agency  
2022-23 Bilingual Education/English as a Second Language (Current EB Students/EL) (TAPR)  
PLEASANT HILL EL (227901130) - AUSTIN ISD - TRAVIS COUNTY

School  
Year

State

District

Campus

Total













Texas Education Agency  
 2022-23 STAAR Participation (TAPR)  
 PLEASANT HILL EL (227901130) - AUSTIN ISD - TRAVIS COUNTY

	State	District	Campus	African American	Hispanic	White	American Indian	Asian	Pacific Islander	Two or More Races	Special Ed (Current)	Special Ed (Former)	Continuously Enrolled	Non-Continuously Enrolled	Econ Disadv	EB & EL (Current & Monitored)
Not Included in Accountability: Other Exclusions	1%	1%	0%	*	0%	*	-	-	-	*	0%	-	0%	0%	0%	0%
Not Tested	2%	4%	2%	*	2%	*	-	-	-	*	0%	-	0%	10%	2%	0%
Absent	1%	4%	2%	*	2%	*	-	-	-	*	0%	-	0%	10%	2%	0%
Other	0%	0%	0%	*	0%	*	-	-	-	*	0%	-	0%	0%	0%	0%



Texas Education Agency  
2022-23 Attendance, Graduation, and Dropout Rates (TAPR)  
PLEASANT HILL EL (227901130) - AUSTIN ISD - TRAVIS COUNTY

2022-23 Attendance, Graduation, and Dropout Rates (TAPR)												
PLEASANT HILL EL (227901130) - AUSTIN ISD - TRAVIS COUNTY												
State	District											





Texas Education Agency  
 2022-23 Graduation Profile (TAPR)  
 PLEASANT HILL EL (227901130) - AUSTIN ISD - TRAVIS COUNTY

	Campus Count	Campus Percent	District Count	State Count
Graduatesf(2021-22 Annual Graduates)				
Total Graduates	-	-	4,605	368,686





Texas Education Agency  
2022-23 College, Career, and Military Readiness (CCMR) (TAPR)  
PLEASANT HILL EL (227901130) - AUSTIN ISD - TRAVIS COUNTY

There is no data for this campus.

Texas Education Agency  
2022-23 CCMR-Related Indicators (TAPR)  
PLEASANT HILL EL (227901130) - AUSTIN ISD - TRAVIS COUNTY

There is no data for this campus.

Texas Education Agency  
2022-23 Other Postsecondary Indicators (TAPR)  
PLEASANT HILL EL (227901130) - AUSTIN ISD - TRAVIS COUNTY

There is no data for this campus.



Texas Education Agency  
2022-23 Student Information (TAPR)  
PLEASANT HILL EL (227901130) - AUSTIN ISD - TRAVIS COUNTY





Texas Education Agency  
 2022-23 Staff Information (TAPR)  
 PLEASANT HILL EL (227901130) - AUSTIN ISD - TRAVIS COUNTY

Staff Information	----- Campus -----		District	State
	Count/Average	Percent		
Total Staff	42.0	100.0%	100.0%	100.0%
Professional Staff:	33.0	78.6%	61.5%	64.1%
Teachers	29.0	69.0%	48.3%	48.7%
Professional Support	2.0	4.8%	9.4%	10.9%
Campus Administration (School Leadership)	2.0	4.8%	3.3%	3.3%
Educational Aides:	9.0	21.4%	11.3%	11.3%
Librarians and Counselors (Headcount):				
Full-time Librarians	1.0	n/a	76.0	4,258.0
Part-time Librarians	0.0	n/a	26.0	646.0
Full-time Counselors	1.0	n/a	184.0	13,815.0
Part-time Counselors	0.0	n/a	7.0	1,240.0
Total Minority Staff:	27.5	65.5%	60.0%	53.2%
Teachers by Ethnicity:				
African American	1.0	3.4%	6.1%	11.8%
Hispanic	16.0	55.2%	34.9%	29.6%
White	11.5	39.7%	53.7%	54.9%
American Indian	0.0	0.0%	0.2%	0.3%
Asian	0.5	1.7%	3.4%	2.0%
Pacific Islander	0.0	0.0%	0.0%	0.1%
Two or More Races	0.0	0.0%	1.7%	1.2%
Teachers by Sex:				
Males	2.0	6.9%	27.5%	24.4%
Females	27.0	93.1%	72.5%	75.6%
Teachers by Highest Degree Held:				
No Degree	0.0	0.0%	1.6%	2.0%
Bachelors	21.0	72.4%	69.9%	72.2%
Masters	8.0	27.6%	27.9%	25.0%
Doctorate	0.0	0.0%	0.7%	0.8%
Teachers by Years of Experience:				
Beginning Teachers	3.5	12.1%	10.5%	9.7%
1-5 Years Experience	6.0	20.7%	25.8%	26.3%
6-10 Years Experience	8.5	29.3%	21.0%	20.5%
11-20 Years Experience	0.0	0.0%	0.0%	0.0%
21+ Years Experience	0.0	0.0%	0.0%	0.0%

20.5%

Texas Education Agency  
 2022-23 Staff Information (TAPR)  
 PLEASANT HILL EL (227901130) - AUSTIN ISD - TRAVIS COUNTY

Staff Information	----- Campus -----		District	State
	Count/Average	Percent		
Number of Students per Teacher	12.9	n/a	16.5	14.8

Staff Information	Campus	District	State
Experience of Campus Leadership:			
Average Years Experience of Principals	7.0	5.4	6.1
Average Years Experience of Principals with District	7.0	5.1	5.3
Average Years Experience of Assistant Principals	10.0	5.0	5.2
Average Years Experience of Assistant Principals with District	5.0	4.4	4.4
Average Years Experience of Teachers:			
Average Years Experience of Teachers	11.0	10.8	11.0
Average Years Experience of Teachers with District:	9.1	8.4	6.9
Average Teacher Salary by Years of Experience (regular duties only):			
Beginning Teachers	\$52,189	\$52,804	\$53,300
1-5 Years Experience	\$54,490	\$55,611	\$56,516
6-10 Years Experience	\$56,786	\$58,286	\$59,732
11-20 Years Experience	\$59,442	\$59,544	\$63,389
21-30 Years Experience	\$64,191	\$63,581	\$67,876
Over 30 Years Experience	\$75,110	\$72,794	\$72,560
Average Actual Salaries (regular duties only):			
Teachers	\$57,959	\$58,510	\$60,717
Professional Support	\$63,143	\$75,879	\$72,022
Campus Administration (School Leadership)	\$90,725	\$90,917	\$85,167
Instructional Staff Percent:			
	n/a	61.6%	65.1%
Contracted Instructional Staff (not incl. above):			
	0.0	0.0	2,105.4

Program Information	---- Campus ----		District	State
	Count	Percent		
Teachers by Program (population served):				
Bilingual/ESL Education	8.5	29.1%	21.1%	5.9%
Career and Technical Education	0.0	0.0%	4.3%	5.4%
Compensatory Education	0.0	0.0%	0.2%	3.2%
Gifted and Talented Education	0.0	0.0%	0.0%	1.7%
Regular Education	17.5	60.5%	54.6%	70.6%
Special Education	3.0	10.3%	10.4%	9.7%
Other	0.0	0.0%	9.5%	3.5%



