

# 2022-23 Texas Academic Performance Report (TAPR)

District Name: AUSTIN ISD

Campus Name: ODOM EL

Campus Number: 227901156

This page is intentionally blank.

Texas Education Agency  
2022-23 STAAR Performance (TAPR)  
ODOM EL (227901156) - AUSTIN ISD - TRAVIS COUNTY

School  
Year

State

District

Campus

African  
American

Hispanic

White

American  
Indian

Asian

Pacific  
Islander



Texas Education Agency  
 2022-23 STAAR Performance (TAPR)  
 ODOM EL (227901156) - AUSTIN ISD - TRAVIS COUNTY

			School	State	District	Campus	African American	Hispanic	White	American Indian	Asian	Pacific Islander	Non-Continuously Enrolled	Special Ed (Former)	Continuously Enrolled	Non-Continuously Enrolled	Econ	EB EEL (Current & Stored)	
[Redacted]			2023	53%	56%	31%	*	[Redacted]	83%	-	*	-	[Redacted]	23%	*	[Redacted]	[Redacted]	[Redacted]	[Redacted]
[Redacted]			2022	53%	57%	42%	20%	[Redacted]	63%	-	-	-	[Redacted]	4%	*	[Redacted]	[Redacted]	[Redacted]	[Redacted]
[Redacted]			06.24	RG	0.0.000	016 459.9Tj	ET 28 4	[Redacted]	0.1 Td (39%)	Tj ET	0.808	0.855	0.894 rg	0.808	0.855	0.815	0.815	0.815	0.815











Texas Education Agency  
 2022-23 Bilingual Education/English as a Second Language (Current EB Students/EL) (TAPR)  
 ODOM EL (227901156) - AUSTIN ISD - TRAVIS COUNTY

	School Year	State	District	Campus	Total Bilingual Education	BE-Trans Early Exit	BE-Trans Late Exit	BE-Dual Two-Way	BE-Dual One-Way	ALP Bilingual (Exception)	Total ESL	ESL Content-Based	ESL Pull-Out	ALP ESL (Waiver)	EB/EL			
--	-------------	-------	----------	--------	---------------------------	---------------------	--------------------	-----------------	-----------------	---------------------------	-----------	-------------------	--------------	------------------	-------	--	--	--







Texas Education Agency  
 2022-23 Attendance, Graduation, and Dropout Rates (TAPR)  
 ODOM EL (227901156) - AUSTIN ISD - TRAVIS COUNTY

	State	District	Campus	African American	Hispanic	White	American Indian	Asian	Pacific Islander	Two or More Races	Special Ed	Econ Disadv	EB/EL
Attendance Rate													
2021-22	92.2%	90.6%	89.6%	88.4%	89.4%	93.4%	-	-	-	*	91.3%	89.1%	91.1%
2020-21	95.0%	95.2%	91.2%	86.4%	91.1%	93.3%	-	*	-	*	89.6%	91.1%	93.1%
Chronic Absenteeism													
2021-22	25.7%	29.8%	37.5%	30.0%	38.7%	21.4%	-	-	-	*	30.0%	39.6%	31.8%
2020-21	15.0%	14.9%	30.1%	44.4%	30.7%	20.0%	-	*	-	*	34.0%	30.2%	26.5%
Annual Dropout Rate (Gr 7-8)													
2021-22	0.7%	1.0%	-	-	-	-	-	-	-	-	-	-	-
2020-21	0.9%	1.0%	-	-	-	-	-	-	-	-	-	-	-



Texas Education Agency  
2022-23 Attendance, Graduation, and Dropout Rates (TAPR)  
ODOM EL (227901156) - AUSTIN ISD - TRAVIS COUNTY

	State	District	Campus	African American	Hispanic	White								
--	-------	----------	--------	------------------	----------	-------	--	--	--	--	--	--	--	--

--	--	--	--	--	--	--	--	--	--	--	--	--	--	--

--	--	--	--	--	--	--	--	--	--	--	--	--	--	--

--	--	--	--	--	--	--	--	--	--	--	--	--	--	--

--	--	--	--	--	--	--	--	--	--	--	--	--	--	--

--	--	--	--	--	--	--	--	--	--	--	--	--	--	--





There is no data for this campus.

Texas Education Agency  
2022-23 CCMR-Related Indicators (TAPR)  
ODOM EL (227901156) - AUSTIN ISD - TRAVIS COUNTY

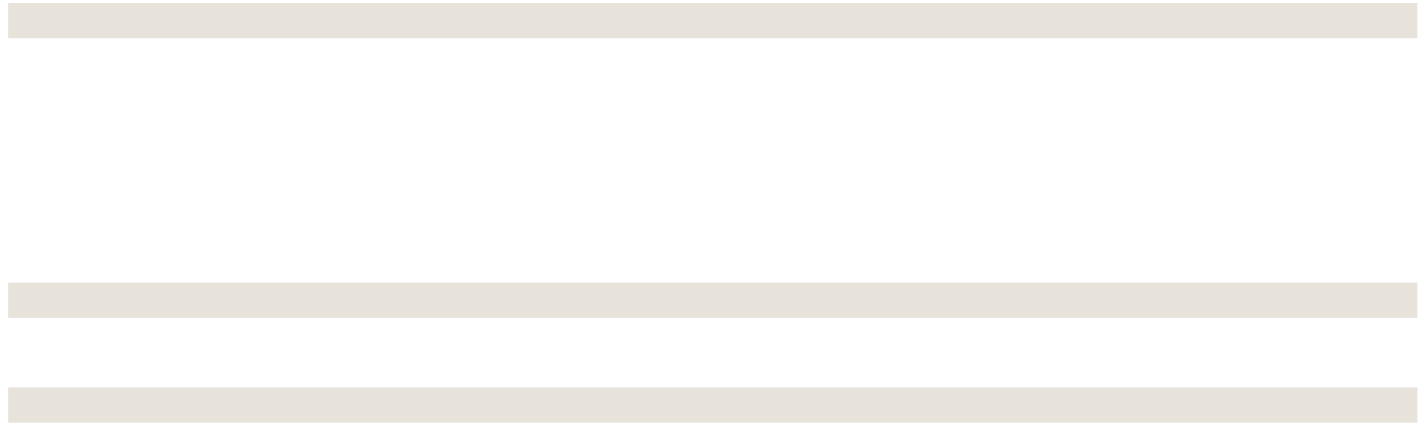
There is no data for this campus.

Texas Education Agency  
2022-23 Other Postsecondary Indicators (TAPR)  
ODOM EL (227901156) - AUSTIN ISD - TRAVIS COUNTY

There is no data for this campus.

Texas Education Agency  
 2022-23 Student Information (TAPR)  
 ODOM EL (227901156) - AUSTIN ISD - TRAVIS COUNTY




Student Information	Membership				Enrollment			
	Campus		District	State	Campus		District	State
	Count	Percent			Count	Percent		
Total Students	341	100.0%	73,198	5,504,150	342	100.0%	73,384	5,518,432
Students by Grade:								
Early Childhood Education	3	0.9%	0.3%	0.3%	3	0.9%	0.3%	0.5%
Pre-Kindergarten	42	12.3%	5.6%	4.4%	43	12.6%	5.7%	4.4%
Pre-Kindergarten: 3-year Old	8	2.3%	1.3%	0.7%	8	2.3%	1.4%	0.7%
Pre-Kindergarten: 4-year Old	34							













Texas Education Agency  
2022-23 Staff Information (TAPR)  
ODOM EL (227901156) - AUSTIN ISD - TRAVIS COUNTY

- Indicates there is no data for the item.
- \* Indicates results are masked due to small numbers.
- \*\* When only one student disability or assessment group is masked, then the second smallest student disability or assessment group is masked regardless of size.
- n/a Indicates data reporting is not applicable for this group.
- ? Indicates that the data for this item were statistically improbable or were reported outside a reasonable range.

Link to: [PEIMS Financial Standard Reports 2021-22 Financial Actual Report](#)

(To open link in a new window, press the "Ctrl" key and click on the link.)