


2022-23 Texas Academic Performance Report (TAPR)

District Name: AUSTIN ISD

Campus Name: MCBEE EL

Campus Number: 227901165

This page is intentionally blank.



2022-23 Bilingual Education/English as a Second Language (Current EB Students/EL) (TAPR)

MCBEE EL (227901165) - AUSTIN ISD - TRAVIS COUNTY

	School Year	State	District	Campus	Total Bilingual Education	BE-Trans Early Exit	BE-Trans Late Exit	BE-Dual Two-Way	BE-Dual One-Way	ALP Bilingual (Exception)	Total ESL	ESL Content-Based	ESL Pull-Out	ALP ESL (Waiver)	EB/EL with			

Texas Education Agency
 2022-23 Bilingual Education/English as a Second Language (Current EB Students/EL) (TAPR)
 MCBEE EL (227901165) - AUSTIN ISD - TRAVIS COUNTY

	School Year	State	District	Campus	Total Bilingual Education	BE-Trans Early Exit	BE-Trans Late Exit	BE-Dual Two-Way	BE-Dual One-Way	ALP Bilingual (Exception)	Total ESL	ESL Content-Based	ESL Pull-Out	ALP ESL (Waiver)	EB/EL with Parental Denial	Never EB/EL	Total EB/EL (Current)	Monitored & Former EB/EL
All Grades ELA/Reading	2023	35%	28%	27%	29%	-	-	-	40%	25%	-	-	-	-	-	*	29%	-
All Grades Mathematics	2023	40%	34%	39%	36%	-	-	-	77%	10%	-	-	-	-	-	60%	36%	-

* Indicates results are masked due to small numbers to protect student confidentiality.
 - Indicates there are no students in the group.
 Blank cell indicates there are no data available in the group.

Texas Education Agency
2022-23 STAAR Participation (TAPR)
MCBEE EL (227901165) - AUSTIN ISD - TRAVIS COUNTY

	State	District	Campus	African American	Hispanic	White	American Indian	Asian	Pacific Islander	Two									
--	-------	----------	--------	------------------	----------	-------	-----------------	-------	------------------	-----	--	--	--	--	--	--	--	--	--

--	--	--	--	--	--	--	--	--	--	--	--	--	--	--	--	--	--	--	--

--	--	--	--	--	--	--	--	--	--	--	--	--	--	--	--	--	--	--	--

--	--	--	--	--	--	--	--	--	--	--	--	--	--	--	--	--	--	--	--

--	--	--	--	--	--	--	--	--	--	--	--	--	--	--	--	--	--	--	--

--	--	--	--	--	--	--	--	--	--	--	--	--	--	--	--	--	--	--	--


--	--	--	--	--	--	--	--	--	--	--	--	--	--	--	--	--	--	--	--

--	--	--	--	--	--	--	--	--	--	--	--	--	--	--	--	--	--	--	--

Agency
Dropout Rates (TAPR)

MCBEE EL (227901165) - AUSTIN ISD - TRAVIS COUNTY

	State	District	Campus	African American	Hispanic	White	American Indian	Asian	Pacific Islander	Two or More Races	Special Ed	Econ Disadv	EB/EL
Class of 2022	84.3%	90.8%	-	-	-	-	-	-	-	-	-	-	-
Class of 2021	81.9%	89.7%	-	-	-	-	-	-	-	-	-	-	-
RHSP/DAP/FHSP-E/FHSP-DLA Graduates (Longitudinal Rate)													
Class of 2022	88.0%	92.2%	-	-	-	-	-	-	-	-	-	-	-
Class of 2021	85.7%	92.0%	-	-	-	-	-	-	-	-	-	-	-
RHSP/DAP Graduates (Annual Rate)													
2021-22	23.6%	*	-	-	-	-	-	-	-	-	-	-	-



There is no data for this campus.

Texas Education Agency
2022-23 CCMR-Related Indicators (TAPR)
MCBEE EL (227901165) - AUSTIN ISD - TRAVIS COUNTY

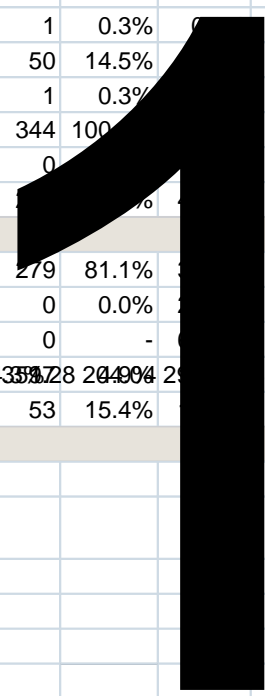
There is no data for this campus.

Texas Education Agency
 2022-23 Student Information (TAPR)
 MCBEE EL (227901165) - AUSTIN ISD - TRAVIS COUNTY

Student Information	Membership				Enrollment			
	Campus		District	State	Campus		District	State
	Count	Percent			Count	Percent		
2	0.0%	0.0%	0.0%	0.0%	0	0.0%	0.0%	0.0%
30	8.7%	4.1%	4.1%	4.1%	30	8.7%	4.1%	4.1%
0	0.0%	0.0%	0.0%	0.0%	0	0.0%	0.0%	0.0%
30	8.7%	4.1%	4.1%	4.1%	30	8.7%	4.1%	4.1%
50	14.5%	7.2%	7.2%	7.2%	50	14.5%	7.2%	7.2%
56	16.3%	7.7%	7.7%	7.7%	56	16.3%	7.7%	7.7%
54	15.7%	7.8%	7.8%	7.8%	54	15.7%	7.8%	7.8%
53	15.4%	7.4%	7.4%	7.4%	53	15.4%	7.4%	7.4%
55	16.0%	7.3%	7.3%	7.3%	55	16.0%	7.3%	7.3%
44	12.8%	7.2%	7.2%	7.2%	44	12.8%	7.2%	7.2%
0	0.0%	6.8%	7.3%	7.3%	0	0.0%	6.8%	7.3%
0	0.0%	6.7%	7.4%	7.4%	0	0.0%	6.7%	7.4%
0	0.0%	7.0%	7.7%	7.7%	0	0.0%	7.0%	7.7%
0	0.0%	7.9%	8.7%	8.7%	0	0.0%	7.9%	8.7%
0	0.0%	7.8%	7.9%	7.9%	0	0.0%	7.8%	7.9%
0	0.0%	6.9%	7.0%	7.0%	0	0.0%	6.9%	7.0%
0	0.0%	6.5%	6.6%	6.6%	0	0.0%	6.5%	6.6%
Race Distribution:								
American American	8	2.3%	6.1%	12.8%	8	2.3%	6.1%	12.8%
Hispanic	324	94.2%	54.1%	53.0%	324	94.2%	54.1%	52.9%
White	10	2.9%	30.7%	25.6%	10	2.9%	30.7%	25.7%
American Indian	0	0.0%	0.0%	0.3%	0	0.0%	0.0%	0.3%
Asian	0	0.0%	0.0%	5.1%	0	0.0%	0.0%	5.1%
Pacific Islander	0	0.0%	0.0%	0.2%	0	0.0%	0.1%	0.2%
Two or More Races	2	0.6%	3.0%	3.0%	2	0.6%	3.9%	3.0%
Sex:								
Female	166	48.3%	48.9%	48.8%	166	48.3%	48.9%	48.8%
Male	178	51.7%	51.1%	51.2%	178	51.7%	51.1%	51.2%
Economically Disadvantaged	333	95.9%	61.4%	61.4%	333	95.9%	61.4%	61.4%

Texas Education Agency
 2022-23 Student Information (TAPR)
 MCBEE EL (227901165) - AUSTIN ISD - TRAVIS COUNTY

Student Information	Membership				Enrollment			
	Campus		District	State	Campus		District	State
	Count	Percent			Count	Percent		
Students w/ Dyslexia	10	2.9%	6.9%	5.5%	10	2.9%	6.9%	5.5%
Foster Care	0	0.0%	0.1%	0.2%	0	0.0%	0.1%	0.2%
Homeless	1	0.3%	0.9%	1.3%	1	0.3%		1.3%
Immigrant	50	14.5%	6.1%	2.2%	50	14.5%		2.2%
Migrant	1	0.3%	0.0%	0.3%	1	0.3%		0.3%
Title I	344	100.0%	48.5%	64.6%	344	100.0%		64.6%
Military Connected	0	0.0%	0.2%	3.6%	0	0.0%		3.6%
At-Risk	287	83.4%	46.9%	53.3%				53.3%
Students by Instructional Program:								
Bilingual/ESL Education	279	81.1%	34.2%	23.2%	279	81.1%		23.2%
Career and Technical Education	0	0.0%	25.8%	26.5%	0	0.0%		26.5%
Career and Technical Education (9-12 grades only)	0	0.0%	62.0%	72.3%	0	-		72.2%
Gifted and Talented Education	1	0.3%	1.6%	12.9%	1	0.3%		12.9%
Special Education	53	15.4%	13.8%	12.6%	53	15.4%		12.7%
Students with Disabilities by Type of Primary Disability:								
Total Students with Disabilities	53							
By Type of Primary Disability								
Students with Intellectual Disabilities	18	34.0%	49.3%	44.1%				
Students with Physical Disabilities	26	49.1%	18.9%	20.0%				
Students with Autism	*	*	13.7%	15.5%				
Students with Behavioral Disabilities	*	*	17.2%	18.8%				
Students with Non-Categorical Early Childhood	*	*	1.0%	1.6%				
Mobility (2021-22):								
Total Mobile Students	75	21.5%	24.7%	16.8%	75	21.5%		24.3%



Staff Information	----- Campus -----		District	State
	Count/Average	Percent		
Number of Students per Teacher	14.4	n/a	16.5	14.8

Experience

Staff Information	Campus	District	State
Experience of Campus Leadership:			
Average Years Experience of Principals	1.0	5.4	6.1

Average Years Experience of Principals: 1.0 d 0 Average Years Experience of P1 579.4375.49.7 d 0

Texas Education Agency
2022-23 Staff Information (TAPR)
MCBEE EL (227901165) - AUSTIN ISD - TRAVIS COUNTY

- Indicates there is no data for the item.
- * Indicates results are masked due to small numbers.
- ** When only one student disability or assessment group is masked, then the second smallest student disability or assessment group is masked regardless of size.
- n/a Indicates data reporting is not applicable for this group.
- ? Indicates that the data for this item were statistically improbable or were reported outside a reasonable range.

Link to: [PEIMS Financial Standard Reports 2021-22 Financial Actual Report](#)

(To open link in a new window, press the "Ctrl" key and click on the link.)