

2022-23 Texas Academic Performance Report (TAPR)

District Name: AUSTIN ISD


Campus Name: JORDAN EL

Campus Number: 227901178

This page is intentionally blank.



Texas Education Agency
2022-23 Progress (TAPR)
JORDAN EL (227901178) - AUSTIN ISD - TRAVIS COUNTY



Texas Education Agency
 2022-23 Bilingual Education/English as a Second Language (Current EB Students/EL) (TAPR)
 JORDAN EL (227901178) - AUSTIN ISD - TRAVIS COUNTY




	School Year	State	District	Campus	Total Bilingual Education	BE-Trans Early Exit	BE-Trans Late Exit	BE-Dual Two-Way	BE-Dual One-Way	ALP Bilingual (Exception)	Total ESL	ESL Content-Based	ESL Pull-Out	ALP ESL (Waiver)	EB/EL with Parental Denial	Never EB/EL	Total EB/EL (Current)	Monitored & Former EB/EL
STAAR Performance Rate by Subject and Performance Level																		
All Grades All Subjects																		
At Approaches Grade Level or Above	2023	76%	74%	47%	50%	-	-	33%	50%	*	36%	36%	-	-	-	45%	49%	-
	2022	74%	73%	59%	58%	-	-	-	58%	-	65%	65%	-	-	*	59%	59%	-
At Meets Grade Level or Above	2023	49%	51%	20%	25%	-	-	0%	26%	*	12%	12%	-	-	-	16%	23%	-
	2022	48%	50%	28%	29%	-	-	-	29%	-	27%	*16%						




Texas Education Agency
 2022-23 STAAR Participation (TAPR)
 JORDAN EL (227901178) - AUSTIN ISD - TRAVIS COUNTY

	State	District	Campus	African American	Hispanic	White	American Indian	Asian	Pacific Islander	Two or More Races	Special Ed (Current)	Special Ed (Former)	Continuously Enrolled	Non-Continuously Enrolled	Econ Disadv	EB & EL (Current & Monitored)
Not Included in Accountability: Other Exclusions	1%	1%	0%	0%	0%	0%	-	-	-	-	0%	*	0%	0%	0%	0%
Not Tested	2%	4%	2%	0%	3%	0%	-	-	-	-	0%	*	0%	8%	3%	0%
Absent	1%	4%	2%	0%	3%	0%	-	-	-	-	0%	*	0%	8%	3%	0%
Other	0%	0%	0%	0%	0%	0%	-	-	-	-	0%	*	0%	0%	0%	0%

* Indicates results are masked due to small numbers to protect student confidentiality.
 - Indicates there are no students in the group.





There is no data for this campus.

Texas Education Agency
2022-23 CCMR-Related Indicators (TAPR)
JORDAN EL (227901178) - AUSTIN ISD - TRAVIS COUNTY

There is no data for this campus.

Texas Education Agency
2022-23 Other Postsecondary Indicators (TAPR)
JORDAN EL (227901178) - AUSTIN ISD - TRAVIS COUNTY

There is no data for this campus.

Texas Education Agency
 2022-23 Student Information (TAPR)
 JORDAN EL (227901178) - AUSTIN ISD - TRAVIS COUNTY

Student Information	--Non-Special Education Rates--			---Special Education Rates---		
	Campus	District	State	Campus	District	State
Retention Rates by Grade:						
Kindergarten	0.0%	0.7%	1.5%	0.0%	2.4%	4.5%
Grade 1	3.8%	1.0%	2.5%	0.0%	1.4%	3.6%
Grade 2	0.0%	1.0%	1.6%	0.0%	2.1%	2.0%
Grade 3	0.0%	0.3%	0.8%	0.0%	0.7%	0.9%
Grade 4	0.0%	0.2%	0.5%	0.0%	0.3%	0.5%
Grade 5	0.0%	0.1%	0.3%	0.0%	0.4%	0.4%
Grade 6	-	0.2%	0.3%	-	0.7%	0.4%
Grade 7	-	0.2%	0.4%	-	0.0%	0.5%
Grade 8	-	0.1%	0.4%	-	0.7%	0.5%
Grade 9	-	3.0%	8.7%	-	5.3%	12.6%

Class Size Averages by Grade and Subject
 (Derived from teacher responsibility records):

Class Size Information	Campus	District	State
Elementary:			
Kindergarten	-	18.6	18.7
Grade 1	17.0	18.7	19.1
Grade 2	17.0	18.4	19.1
Grade 3	21.5	18.0	19.3
Grade 4	15.5	18.5	19.4
Grade 5	20.6	21.2	20.8
Grade 6	-	20.3	19.2
Secondary:			
English/Language Arts	-	17.1	16.2
Foreign Languages	-	20.0	18.8
Mathematics	-	18.5	17.5
Science	-	20.5	18.5
Social Studies	-	20.4	18.9

Texas Education Agency
2022-23 Staff Information (TAPR)
JORDAN EL (227901178) - AUSTIN ISD - TRAVIS COUNTY

- Indicates there is no data for the item.
- * Indicates results are masked due to small numbers.
- ** When only one student disability or assessment group is masked, then the second smallest student disability or assessment group is masked regardless of size.
- n/a Indicates data reporting is not applicable for this group.
- ? Indicates that the data for this item were statistically improbable or were reported outside a reasonable range.